

28

SECEC-ESSSE CONGRESS

**EUROPEAN SOCIETY FOR SURGERY
OF THE SHOULDER AND THE ELBOW**



GENEVA • SWITZERLAND

September 19 - 22 • 2018

SECEC-ESSSE

FINAL PROGRAM



www.secec.org



GENEVA 2018 • SWITZERLAND • SEPTEMBER 19-22

INDEX

Welcome Address	04-05
Committees	06
Congress Venue & Main Contact Details	07
Registration Fees	08
General Information	09
Exhibition	11-13
Scientific Grid	14-16
Scientific Program	17
Invited Keynote Speakers	38
EUSSER Symposium	39
Lunch Workshops	41





GENEVA 2018 • SWITZERLAND • SEPTEMBER 19-22

WELCOME ADDRESS



Alexandre Lädermann
Congress President

Dear Colleagues, Friends, and Members of the SECEC family,

In September 2018, Geneva will be holding the 28th Congress of the European Society for Surgery of the Shoulder and the Elbow (SECEC-ESSSE).

On behalf of the Swiss Orthopaedics And Elbow Surgery Expert's Group, we are very excited to welcome back the congress in Switzerland for the first time since 1988 when Norbert Gschwend, one of the founding fathers of SECEC, together with Christian Gerber, hosted the congress in Bern. Switzerland has been historically influential in orthopedic progress and nowadays is one of the top two best countries in the world for medical care. Geneva is Europe's leading city break destination, very well connected. It is the smallest international city of the world and counts as one of the safest town in the heart of the EU.

Geneva, home of Calvinism, is a unique environment, a place of history and heritage. It offers a lot to discover with its old city, its fine gastronomy, and its scenic lake landscape. The cosmopolitan city has a way to combine the very modern with century old traditions as it is not only a melting pot for international NGOs but also a hub for scientific research led at CERN, watchmaking know-how, high-quality prized wines and of course finance.

Geneva's unique identity fits perfectly within the original mission of SECEC: high scientific standard, cooperation within the orthopedic community, continuous training and innovations. The congress will take place in the iconic and luxurious CIGG conveniently located just off the Place des Nations (UN) and within easy reach of the city center.

I am looking forward to welcoming you and sharing experience and expertise during the congress as well as traditional Swiss customs and hospitality at a variety of very special social events.

Welcome to Geneva!



GENEVA 2018 • SWITZERLAND • SEPTEMBER 19-22

WELCOME ADDRESS



Roger Emery
President SECEC

Dear Friends and Colleagues,

We are delighted to bring our 28th Congress to the historic city of Geneva.

Geneva is the home of the World Health Organization, and is therefore an ideal setting for our Society to consider and debate the important issues of delivering healthcare for musculoskeletal disease and for the conditions affecting the shoulder and elbow in particular.

SECEC, in keeping with the World Health Organization, aims to provide affordable treatment and safe surgery for the injuries and disabilities we encounter. The advances in technology inevitably have an economic cost to our society and global healthcare. We also share the ambitions of promoting evidence based policies and education to improve surgical standards and outcomes for our patients.

We are confident that Alex Laedermann and his colleagues will organize an excellent meeting that will define our current and future practice.

Please contribute and participate in this debate by joining us in this great city.



GENEVA 2018 • SWITZERLAND • SEPTEMBER 19-22

COMMITTEES

SECEC

EXECUTIVE COMMITTEE

President

Roger Emery (United Kingdom)

Vice-President

Mehmet Demirhan (Turkey)

Past President

Frank Gohlke (Germany)

Treasurer

Anders Ekelund (Sweden)

General Secretary

Emilio Calvo (Spain)

Members

Mario Borroni (Italy)

Philippe Collin (France)

Alexandre Laedermann (Switzerland)

Przemyslaw Lubiatowski (Poland)

Pierre Mansat (France)

Nicole Pouliart (Belgium)

Markus Scheibel (Germany)

Carlos Torrens (Spain)

Roger Van Riet (Belgium)

SECEC Secretary

Sylvie Noël (France)

SECEC PROGRAM COMMITTEE

Chairman

Emilio Calvo (Spain)

Members

Kerem Bilsel (Turkey)

Bertrand Coulet (France)

Matthias Flury (Switzerland)

Jörn Kircher (Germany)

Mario Borroni (Italy)

Alexandre Laedermann (Switzerland)

SECEC EDUCATION COMMITTEE

Chairman

Philippe Collin (France)

Members

Giacomo Delle Rose (Italy)

Robert Hudek (Germany)

Philip Kasten (Germany)

Paolo Paladini (Italy)

Alberto Schneeberger (Switzerland)

SECEC

REHABILITATION COMMITTEE

Chairman

Roger Van Riet (Belgium)

Members

Marco Conti (Italy)

Raffaele Garofalo (Italy)

Ariane Gerber-Popp (Switzerland)

Frieder Mauch (Germany)

Lionel Neyton (France)

SECEC

EASTERN EUROPEAN SUPPORT COMMITTEE

Chairman

Przemyslaw Lubiatowski (Poland)

Members

Nuri Aydin (Turkey)

Evgeniy Goncharov (Russia)

Pericles Papadopoulos (Greece)

Thilo Patzer (Germany)

Gabor Skaliczki (Hungary)

SECEC WEBSITE COMMITTEE

Chairman

Mario Borroni (Italy)

Webmaster

Michael Schär (Switzerland)

Members

Philip Moroder (Germany)

Taner Gunes (Turkey)

Christian Spross (Switzerland)

SECEC MEMBERSHIP COMMITTEE

Chairman

Alexandre Laedermann (Switzerland)

Members

John Feroussis (Greece)

Christian Gerhardt (Germany)

Giuseppe Sforza (United Kingdom)

Markus Wambacher (Austria)

SECEC

RESEARCH AND DEVELOPMENT COMMITTEE

Chairman

Nicole Pouliart (Belgium)

Members

Tjarco Alta (The Netherlands)

Francesco Franceschi (Italy)

Sven Lichtenberg (Germany)

Xavier Ohl (France)

SECEC QUALIFICATION COMMITTEE

Chairman

Markus Scheibel (Germany)

Members:

Raul Barco (Spain)

Ruth Delaney (Ireland)

Harry Georgousis (Greece)

Patric Raiss (Germany)

Marco Sarmiento (Portugal)

Marta Slezak (Poland)

Olivier Verborgt (Belgium)

SECEC REGISTRY COMMITTEE

Chairman

Carlos Torrens (Spain)

Members:

Lijkele Beimers (The Netherlands)

Luc Favard (France)

Jonathan Rees (UK)

Bjorn Salomonsson (Sweden)

Birgit Werner (Germany)



GENEVA 2018 · SWITZERLAND · SEPTEMBER 19-22

LOCAL ORGANIZING COMMITTEE



Alexandre Lädemann



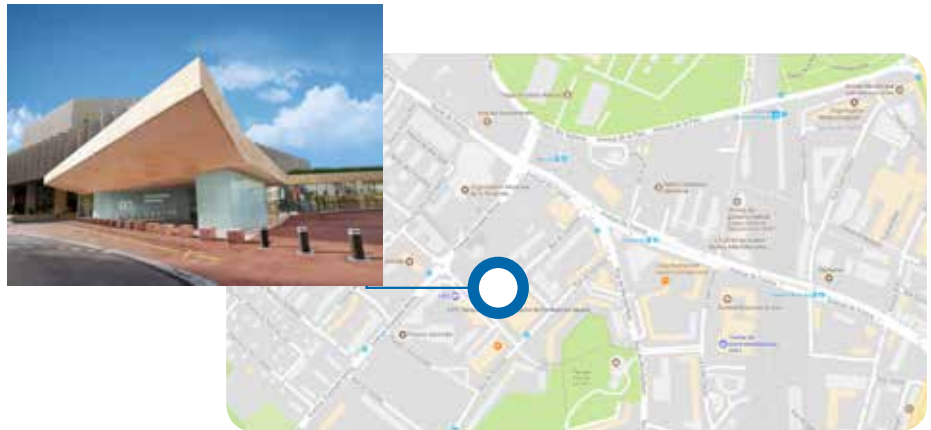
Alain Farron

VENUE

CICG

International Conference Center

Rue de Varembe 17,
1211 Genève, Switzerland
<http://www.cicg.ch/>



MAIN CONTACT DETAILS

SECEC HEADQUARTERS

European Society for Surgery of the Shoulder and Elbow

Secretary: Sylvie Noël

69 Bld des Canuts
69004 Lyon
M. +33 683 17 86 13
sececoffice@gmail.com



TECHNICAL SECRETARIAT

General Information

Registration - Exhibition - Sponsorship

SECEC Meetings - TORRES PARDO

Nàpols, 187 2^o
08013 Barcelona, Spain
Tel. +34 93 246 35 66
Fax. +34 93 231 79 72
info@secec-meetings.org

TORRESPARDO
Congress Management

LOCAL PCO

Accommodation - Social Events - Tours & Excursions

SYMPORG SA

Rue Rousseau 30
1201 - Genève
Switzerland
Tel. +41(0)22 839 84 84
info@symporg.ch

SYMPORG



GENEVA 2018 • SWITZERLAND • SEPTEMBER 19-22

REGISTRATION FEES

MEMBERS (access to the full congress – SECEC and EUSSER sessions)

Before June 30th	After July 1st	On site
475€	560€	595€€

NON MEMBERS (access to the full congress – SECEC and EUSSER sessions)

Before June 30th	After July 1st	On site
595€	680€	700€

RESIDENTS (access to the full congress – SECEC and EUSSER sessions)

Before June 30th	After July 1st	On site
330€	360€	390€€

EUSSER sessions

	Before June 30th	After July 1st	On site
Friday and Saturday	140€	160€	180€€
Including Workshops on Saturday	170€	190€	210€€

The participant's registration includes documentation, certificate of attendance, coffee breaks, access to the industrial exhibition, lunch on Saturday 22nd, opening ceremony and Welcome Cocktail

Gala Dinner: 120€

Welcome Cocktail (For non delegates): 60€

Cancellation Policy:

25% refund for those cancellations received before July 31st 2018

No refund for those cancellations received after August 1st 2018



GENEVA 2018 • SWITZERLAND • SEPTEMBER 19-22

GENERAL INFORMATION

REGISTRATION & ABSTRACT SUBMISSION

www.secec2018.com

CAR PARKING

Parking area available at the Congress venue

WIRELESS INTERNET ACCESS

WiFi Internet access area will be available at the Congress.

SOCIAL EVENTS

Welcome Cocktail

SECEC 2018 Welcome Cocktail will be held on Wednesday, 19th late afternoon after the Opening Ceremony. (included in the registration fee)

Gala Dinner

SECEC 2018 Gala Dinner will be held on Friday, September 21st evening. (not included in the registration fee)

ACCOMMODATION DETAILS

Accommodation details and further announcements are available at the website.

ECO-FRIENDLY

SECEC is a paperless, sustainable and environmental friendly Congress encouraging the use of recyclable material.

SMOKING

SECEC 2018 is a non-smoking congress.

IMPORTANT DATES

Deadline for abstract submission: February 15th 2018

Deadline for early registration: July 1st 2018

REGISTRATION DESK

Participants can pick up their personal Congress material at the registration desk, which will be open as follows

Wednesday, 19th September: 15.30 - 19.30 h

Thursday, 20th September: 07.15 - 18.00 h

Friday, 21st September: 07.15 - 17.30 h

Saturday, 22nd September: 07.15 - 16.00 h

The Congress Secretariat will be available to assist you during the Congress.

Please do not hesitate to contact this office for help or advice.

ATTENDANCE

The Congress usually attracts between 1.500 and 1.800 people from all over Europe and from all over the world.



GENEVA 2018 • SWITZERLAND • SEPTEMBER 19-22

GENERAL INFORMATION

NAME BADGES

Participants and accompanying persons are obliged to wear the official Congress name badges on all Congress occasions.

EXHIBITION

Access to the exhibition is free for registered participants. The exhibition will be open on 19 - 22 September 2018 during the congress hours.

LUNCH AND REFRESHMENTS

Lunches are not included in the participants' registration fee.
Coffee, tea will be available in the exhibition area during the breaks.

CERTIFICATE OF ATTENDANCE

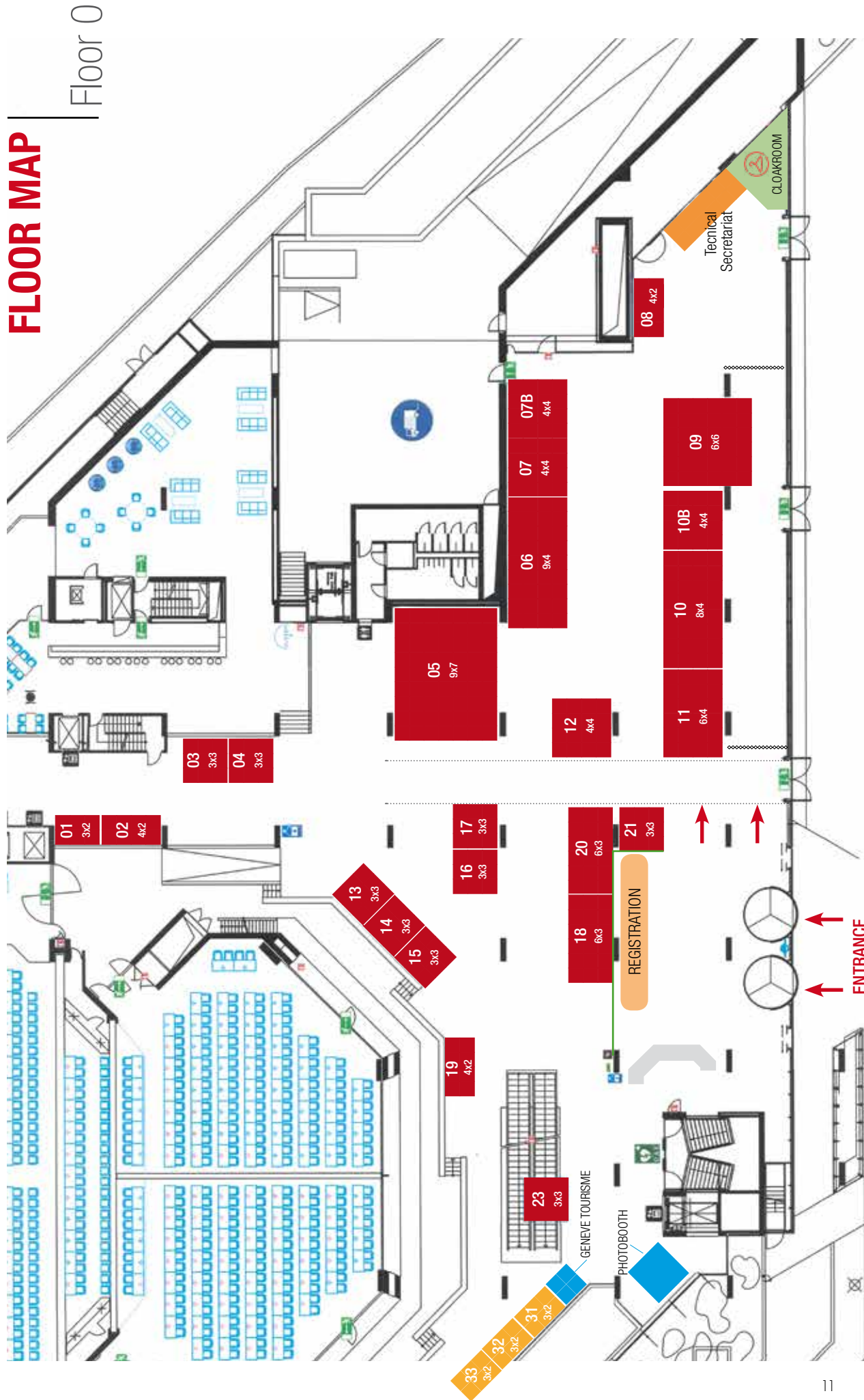
Participants will receive a certificate of attendance at the Congress.

LIABILITY

By registering for the Congress and/or by participating in the exhibition joined to the Congress, participants and exhibitors agree that SECEC/ESSSE, the Organising Committee or the Congress Secretariat do not assume any responsibility for damage or injuries to persons or property during the Congress. Participants and exhibitors are advised to organize their own health, travel and personal insurances.

LETTER OF INVITATION

Upon request, the Chairman of the Local Organising Committee will be pleased to send a personal letter of invitation to registered participants so as to enable participants to obtain visas for attending the Congress. These invitation letters cannot be considered as an offer of financial support by the organisers.



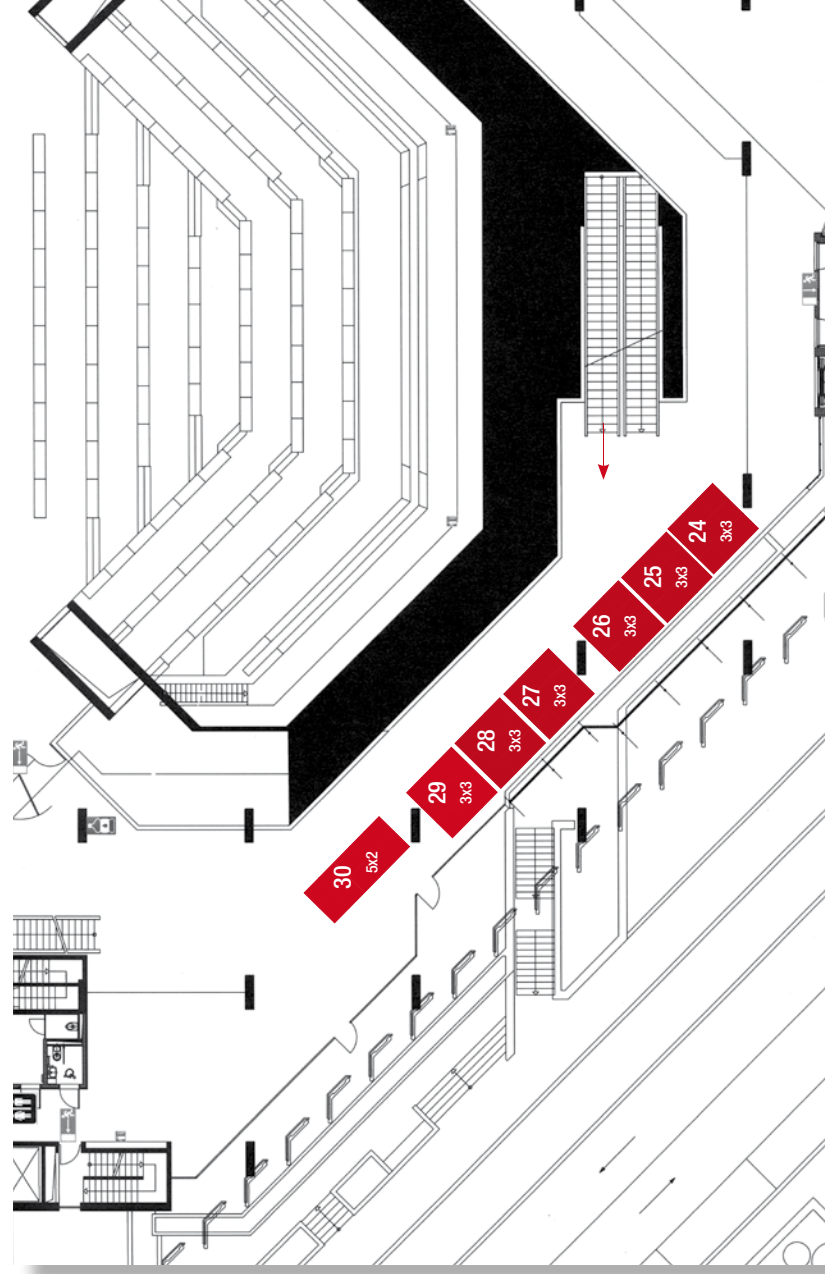
28 SECEC-ESSE CONGRESS

EUROPEAN SOCIETY FOR SURGERY
OF THE SHOULDER AND THE ELBOW



GENEVA 2018 • SWITZERLAND
SEPTEMBER 19-22

FLOOR MAP | Floor 1



VENUE

CICG

International Conference Center
Rue de Varembe 17,
1211 Genève, Switzerland
<http://www.cicg.ch/>



28

SECEC-ESSSE
CONGRESS

EUROPEAN SOCIETY FOR SURGERY
OF THE SHOULDER AND THE ELBOW



GENEVA 2018 • SWITZERLAND • SEPTEMBER 19-22



ARC Korea Co., Ltd.

BOOTH 1



BOOTH 2



BOOTH 3-4



BOOTH 5



BOOTH 6



BOOTH 7



BOOTH 7B



BOOTH 8



BOOTH 9



BOOTH 10



BOOTH 10B



BOOTH 11



BOOTH 12



BOOTH 13-14-15



BOOTH 16-17



BOOTH 18



BOOTH 19



BOOTH 20



BOOTH 21



BOOTH 23



BOOTH 24



BOOTH 25



BOOTH 26



BOOTH 27



BOOTH 28-29



BOOTH 30



BOOTH 31



BOOTH 32



BOOTH 33



SCIENTIFIC GRID

WEDNESDAY, SEPTEMBER 19th

18.00 - 19.00 h	OPENING CEREMONY			
19.00 - 20.30 h	WELCOME RECEPTION			

THURSDAY, SEPTEMBER 20th

	ROOM 1	ROOM 2	ROOM 3	ROOM 4	ROOM 5
07.30 - 08.45 h		ICL 3 Difficulties, risks and complications in shoulder arthroscopy. How to manage <i>L. Lafosse (France)</i>	ICL 2 Ask the registry <i>C. Torres (Spain)</i>	ICL 1 Updates in total elbow arthroplasty <i>J. Kiss (Hungary)</i>	JSES SESSION 1 Shoulder <i>Pierre Mansat, Nicole Pouliart</i>
09.00 - 10.30 h	SYMPOSIUM 1 Is there still a place for anatomic shoulder arthroplasty in 2018? <i>P. Collin (France)</i>				
10.30 - 11.00 h	Coffee Break				
11.00 - 12.15 h	Scientific Session 1 ROTATOR CUFF 1	Scientific Session 2 MISCELLANEOUS 1			
12.15 - 12.45 h	SECEC 2018 GUEST LECTURE				
12.55 - 14.25 h	LUNCH WORKSHOPS (Industry sponsored)				
14.30 - 16.00h	Scientific Session 3 SHOULDER FRACTURES	Scientific Session 4 BASIC SCIENCE			
16.00 - 16.30 h	Coffee Break				
16.30 - 18.00 h	Scientific Session 5 SHOULDER INSTABILITY	Scientific Session 6 ELBOW 1			
18.00 h	Adjourn				
	Free evening				



SCIENTIFIC GRID

FRIDAY, SEPTEMBER 21st					
	ROOM 1	ROOM 2	ROOM 3	ROOM 4	ROOM 5
07.30 - 08.45 h		ICL 4 Glenoid replacement in total shoulder arthroplasty <i>P. Raiss (Germany)</i>	ICL 6 Current knowledge in Clinical Examination and Radiographic Assessment of Glenohumeral Instability <i>M. Zumstein (Switzerland)</i>	ICL 5 Traumatic conditions of the radial humeral joint <i>R. Van Riet (Belgium)</i>	JSES SESSION 2 Elbow <i>Pierre Mansat, Samuel Antuña</i>
09.00 - 10.30 h	SYMPOSIUM 2 Healthcare economics <i>E. Calvo (Spain)</i>				
10.30 - 11.00 h	Coffee Break				
11.00 - 12.00 h	National Societies Best Paper Prize <i>Juan Bruguera (Spain)</i>	Scientific Session 7 REHABILITATION			
12.00 - 12.30 h	SECEC Presidential Guest Lecture				
12.40 - 14.10 h	LUNCH WORKSHOPS (Industry sponsored)				
14.15 - 15.45 h	Scientific Session 8 ROTATOR CUFF 2	Scientific Session 9 ELBOW 2	EUSSER SYMPOSIUM Keynote Session		
15.45 - 16.15h	Coffee Break				
16.15 - 17.45 h	Scientific Session 10 REVERSE SHOULDER ARTHROPLASTY 1	Scientific Session 11 MISCELLANEOUS 2	EUSSER SYMPOSIUM SCIENTIFIC PAPERS SESSION		
17.45 - 19.15 h	SECEC GENERAL ASSEMBLY				
20.30 h	EUSSER SYMPOSIUM Keynote Speaker				



SCIENTIFIC GRID

		SATURDAY, SEPTEMBER 22nd				
		ROOM 1	ROOM 2	ROOM 3	ROOM 4	ROOM 5
07.30 - 08.45 h			ICL 7 From the Grammont prosthesis to the modern reverse total shoulder arthroplasty design: Effects on clinical and radiographic outcomes <i>G. Merolla (Italy)</i>	ICL 9 Navigation, Robotics and Virtual Reality in Shoulder Surgery: the present and the future <i>C. Verborgt (Belgium)</i>	ICL 8 Chronic elbow dislocations: What can be done? <i>V. Stevanovic (Serbia)</i>	
09.00 - 10.30 h	Scientific Session 12 ANATOMIC SHOULDER ARTHROPLASTY		YOUNG FORUM SESSION		EUSSE SYMPOSIUM Keynote Session EUSSE SYMPOSIUM Scientific Papers Session	
10.30 - 11.00 h		Coffee Break				
11.00 - 11.50 h	AWARD SESSION <i>Emilio Calvo (Spain)</i>				EUSSE SYMPOSIUM Keynote Session	
12.00 - 12.50 h	INVITED SOCIETIES SESSION				EUSSE SYMPOSIUM Keynote Session	
12.50 - 13.40 h		Lunch Break at the Exhibition Area				
13.40 - 15.15 h	Scientific Session 13 REVERSE SHOULDER ARTHROPLASTY 2				EUSSE SYMPOSIUM AGM (14.00-15.00h)	
15.15 - 16.15 h	Scientific Session 14 NEW TECHNIQUES, TIPS & TRICKS				EUSSE SYMPOSIUM WORKSHOPS (Check the rooms) (15.00-16.00h)	
16.15 h	Closing Remarks				Coffee Break	
16.30 - 17.30 h					EUSSE SYMPOSIUM WORKSHOPS (Check the rooms) (16.30-17.30h)	

SCIENTIFIC PROGRAM



GENEVA 2018 • SWITZERLAND • SEPTEMBER 19-22

SCIENTIFIC PROGRAM

THURSDAY, SEPTEMBER 20th

INSTRUCTIONAL COURSE LECTURE 1

UPDATES IN TOTAL ELBOW ARTHROPLASTY

Chair: *Jeno Kiss*

ROOM 4 · 07:30 - 08:45

Design rationale and surgical approaches

Alberto Schneeberger, Switzerland

Rheumatoid arthritis and total elbow arthroplasty

Michael Thomas, UK

Post-trauma and trauma conditions and total elbow arthroplasty

Jeno Kiss, Hungary

Revision total elbow arthroplasty and bone grafting

Pierre Mansat, France

Complications and results related to design and indication

Bo Sanderhoff Olsen, Denmark

INSTRUCTIONAL COURSE LECTURE 2

ASK THE REGISTRY

Chair: *Carlos Torrens*

ROOM 3 · 07:30 - 08:45

The European Registries, the type of information they collect

Lijkele Beimers, The Netherlands

Shoulder Arthroplasty Anatomical design will survive in Europe, but with changes

Björn Salomonsson, Sweden

The evidence in Registry data to support the changes in use of shoulder arthroplasty

Jeppé Vejlggaard Rasmussen, Denmark

Patient age and the effect on outcome with different implants

Jonathan Rees, UK

Neck/shaft angle in RSA, differences in complication and revision rate

Birgit Werner, Germany

Interactive session to decide shortlist of specific questions for future registry ICL 2018 and 2019

Luc Favard, France & Carlos Torrens, Spain

INSTRUCTIONAL COURSE LECTURE 3

DIFFICULTIES, RISKS AND COMPLICATIONS IN SHOULDER ARTHROSCOPY. HOW TO MANAGE

Chair: *Laurent Lafosse*

ROOM 2 · 07:30 - 08:45

Arthroscopic visualization: how to avoid risk and complications

Jens Agneskirchner, Germany

Difficulties, risk and complications in arthroscopic treatment for shoulder instability

Emilio Calvo, Spain

Difficulties, risk and complications in arthroscopic tendon transfer

Viktoras Jermolajevs, Lithuania

Difficulties, risk and complications in traumatic shoulder arthroscopic treatment

Markus Scheibel, Germany

Neurologic, risk and complications in arthroscopic shoulder surgery

Philippe Valenti, France

Vascular, risk and complications in arthroscopic shoulder surgery

Laurent Lafosse, France

JSES SESSION 1

SHOULDER

Chairs: *Pierre Mansat, Nicole Pouliart*

ROOM 5 · 07:30 - 08:45

Standard versus bony increased-offset reverse shoulder arthroplasty: a retrospective comparative cohort study

Collin P, Liu X, Denard PJ, Gain S, Nowak A, Lädermann A.

J. Shoulder Elbow Surg. 2018 Jan;27(1):59-64. doi: 10.1016/j.jse.2017.07.020. Epub 2017 Sep 29.

Angled BIO-RSA (bony-increased offset-reverse shoulder arthroplasty): a solution for the management of glenoid bone loss and erosion.

Boileau P, Morin-Salvo N, Gauci MO, Seeto BL, Chalmers PN, Holzer N, Walch G.

J. Shoulder Elbow Surg. 2017 Dec;26(12):2133-2142. doi: 10.1016/j.jse.2017.05.024. Epub 2017 Jul 20.

Does arm lengthening affect the functional outcome in onlay reverse shoulder arthroplasty?

Werner BS, Ascione F, Bugelli G, Walch G.

J. Shoulder Elbow Surg. 2017 Dec;26(12):2152-2157. doi: 10.1016/j.jse.2017.05.021. Epub 2017 Jul 20.



GENEVA 2018 • SWITZERLAND • SEPTEMBER 19-22

SCIENTIFIC PROGRAM

THURSDAY, SEPTEMBER 20th

SYMPOSIUM I

IS THERE STILL A PLACE FOR ANATOMIC SHOULDER ARTHROPLASTY IN 2018?

Chair: Philippe Collin

ROOM 1 • 09:00 - 10:30

Retroversion / Subluxation which are the land marks to switch from anatomic to reverse ?

Birgit Werner, Germany

Muscles and tendons quality are requested for anatomic arthroplasty. Over 75 years old should we always go for a reverse?

Tjarco Alta, Turkey

Which prosthesis in case of rheumatoid arthritis

Ian Trial, UK

Arthritis after instability with subscapularis disorder

Matthias Zumstein, Switzerland

Which is the best compromise for young patients (hemi/total/peg/keel/metal back/ pyrocarbone ?)

Giuseppe Porcellini, Italy

Is fracture sequelae an indication for anatomic?

Joaquín Sánchez Sotelo, USA

^{3.} Division of Orthopaedics and Trauma Surgery, La Tour Hospital, Meyrin, Switzerland, Geneva, Switzerland

^{4.} Faculty of Medicine, University of Geneva, Geneva, Switzerland

^{5.} Division of physical medicine and rehabilitation, CHUV, Lausanne, Switzerland

^{6.} Division of Orthopaedics and Trauma Surgery, La Tour Hospital, Meyrin, Switzerland ; Faculty of Medicine, University of Geneva, Geneva ⁴, Switzerland ; Division of Orthopaedics and Trauma Surgery, Department of Surgery, Geneva University Hospitals, Geneva, Switzerland

11:08 - 11:16

Pre-operative microfracture in arthroscopic cuff repair: a prospective randomized controlled trial

Peter Lapner¹, Odette Laneuville², Hans K Uhthoff², Tinghua Zhang¹, Lisa Howard¹, J Pollock¹, Sara Ruggiero¹, Guy Trudel²

^{1.} Ottawa Hospital Research Institute, Ottawa, Canada

^{2.} University of Ottawa, Ottawa, Canada

11:16 - 11:24

Perianchor cyst formation of various material compositions after rotator cuff repair - All-suture, PEEK, and biocomposite anchors

Tae Hun Kim¹, Sae Hoon Kim², Seok Hoon Yang¹, Sung-Min Rhee¹, Kwang Jin Lee¹, Joo Han Oh¹, Hyong Suk Kim²

^{1.} Seoul National University Bundang Hospital, Seoul National University College of Medicine, Seoul, South Korea

^{2.} Seoul National University Hospital, Seoul National University College of Medicine, Seoul, South Korea

^{3.} Seoul National University Bundang hospital, Sung Nam City, South Korea

11:24 - 11:32

Early mobilization following arthroscopic rotator cuff repair: a single-blind, randomized control trial

Martin Bouliane, Anelise Silveira, Fiona Styles-Tripp, Lauren Beaupre, Robert Balyk, Aleem Lalani, Robert Glasgow, Joseph Bergman, David Sheps

Alberta Health Services, Edmonton, Canada

11:32 - 11:40

Comparison of clinical outcome between patients with complete (Sugaya Type I) and incomplete healed tendon (Types II / III) after rotator cuff repair

Hirokazu Honda¹, Masafumi Gotoh¹, Yasuhiro Mitsui¹, Naoto Shiba²

^{1.} Kurume Medical Center, Kurume, Japan

^{2.} Kurume University, Kurume, Japan

SCIENTIFIC SESSION I

ROTATOR CUFF I

Chairs: Przemislaw Lubiatowski, Alain Farron

ROOM 1 • 11:00 - 12:15

11:00 - 11:08

Clinical and radiological effects of Platelet-Rich Plasma on interstitial supraspinatus lesion: A randomized, double-blind, controlled trial

Adrien Jean-Pierre Schwitzguebel¹, Frank Christophe Kolo², Jerome Tirefort³, Abed Kourhani⁴, Alexandra Nowak³, Vincent Gremeaux⁵, Alexandre Laedermann⁶

^{1.} Division of Orthopaedics and Trauma Surgery, La Tour Hospital, Meyrin, Switzerland; Division of physical medicine and rehabilitation, CHUV, Lausanne, Le Mont-Sur-Lausanne, Switzerland

^{2.} Department of Radiology, Geneva University Hospitals, Geneva, Switzerland, Geneva, Switzerland



GENEVA 2018 • SWITZERLAND • SEPTEMBER 19-22

SCIENTIFIC PROGRAM

THURSDAY, SEPTEMBER 20th

11:40 - 11:48

Long term outcomes of arthroscopic rotator cuff repair: functional and radiological results at 10-years follow-up

Davide Cucchi¹, Alessandra Menor², Francesca Maria Feroldi³, Manuel Mazzoleni³, Gianvito Santarsiero³, Carlo Alberto Stoppani⁴, Paolo Angelo Arrigon², Elisabetta Nocerino⁵, Alberto Aliprandi⁶, Dieter Christian Wirtz¹, Pietro Simone Randelli²

¹. Department of Orthopaedics and Trauma Surgery, Universitätsklinikum Bonn, Bonn, Germany

². Laboratory of Applied Biomechanics, Department of Biomedical Sciences for Health, Università degli Studi di Milano, Milano, Italy

³. Università degli Studi di Milano, Milano, Italy

⁴. U.O.C. 1^a Divisione, Azienda Socio Sanitaria Territoriale Centro Specialistico Ortopedico Traumatologico Gaetano Pini-CTO, Milano, Italy

⁵. IRCCS Policlinico San Donato, San Donato, Italy

⁶. Istituti Clinici Zucchi, Monza, Italy

11:48 - 11:56

The effect of acromial morphology on functional outcomes in the surgery of degenerative rotator cuff tears

Yener Yogun¹, Mehmet Armangil², Çağdas Hakki Basat³

¹. Department of Orthopaedic Surgery and Traumatology, Ankara University School of Medicine, Ankara, Turkey

². Department of Orthopaedic Hand Surgery, Ankara University School of Medicine, Ankara, Turkey

³. Department of Orthopaedic and Traumatology, Ahi Evran University School of Medicine, Kirsehir, Turkey

11:56 - 12:04

Options for non-repairable rotator cuff ruptures: Comparison of superior capsular reconstruction and partial infraspinatus repair

Stefan Greiner¹, Johannes Talartschik¹, Pia Ahlers¹, Pia Staudacher¹, Max Kääh²

¹. Sporthopaedicum Regensburg, Regensburg, Germany

². Sporthopaedicum Straubing, Straubing, Germany

12:04 - 12:12

Long-term outcome of pectoralis major transfer for the treatment of irreparable sub-scapularis tears: An update 20 years postoperatively

Lukas Ernstbrunner, Karl Wieser, Paolo Fornaciari, David Bauer, Sabrina Catanzaro, Christian Gerber

Balgrist University Hospital, Zurich, Switzerland

SCIENTIFIC SESSION II

MISCELLANEOUS I

Chairs: Jörn Kircher, Richard Nyffeler

ROOM 2 • 11:00 - 12:15

11:00 - 11:08

Results of cement spacer sonication in the second stage of two-stage treatment of shoulder arthroplasty infection.

Carlos Torrens¹, Joan Miquel Noguera², Albert Alier¹, Lluís Puig¹, Fernando Santana¹

¹. Hospital del Mar, Barcelona, Spain

². Hospital Igualada, Igualada, Spain

11:08 - 11:16

Treatment of acute shoulder infection: Can osseous lesion be a rudder in guideline for determining the method of debridement?

Yong Gil Rhee¹, Nam Su Cho¹, Dong Ki Lee¹, Ho Yeon Jeong¹, Kyung Han Ro¹, Myung Seo Kim¹, Jong Dae Kim¹, Jung Youn Kim², Yoon Sang Jeon³

¹. Department of Orthopaedic Surgery, Shoulder & Elbow Clinic, College of Medicine, Kyung Hee University, Seoul, South Korea

². Department of Orthopaedic Surgery, Hangang Sacred Heart Hospital, Hallym University College of Medicine, Seoul, South Korea

³. Department of Orthopaedic Surgery, Inha University Hospital, Incheon, South Korea

11:16 - 11:24

Clinical predictors of poor outcomes of hydrodilatation in idiopathic frozen shoulder

Emma Torrance¹, Linda Hallam¹, Michael J Walton², Puneet Monga², Adam C Watts², Lennard Funk²

¹. The Arm Clinic, Manchester, United Kingdom

². Wrightington Hospital, Wigan, United Kingdom

11:24 - 11:32

Association between Propionibacterium Acnes and previous surgery

Nicholas D Furness, Simon J Booker, Sian Gallagher, William J Thomas, Cressida Auckland, Jeffrey B Kitson, Christopher D Smith

Royal Devon & Exeter Hospital NHS Foundation Trust, Exeter, United Kingdom

11:32 - 11:40

Non-union of displaced midshaft fractures of the clavicle: A predictor model using Pain Scores

Andreas Haubjerg Qvist¹, Michael Toft Væsel², Carsten Moss Jensen³, Thomas Jakobsen¹, Steen Lund Jensen¹

¹. Aalborg University Hospital, Aalborg, Denmark

². Viborg Regional Hospital, Viborg, Denmark

³. Randers Regional Hospital, Randers, Denmark



GENEVA 2018 • SWITZERLAND • SEPTEMBER 19-22

SCIENTIFIC PROGRAM

THURSDAY, SEPTEMBER 20th

11:40 - 11:48

Diagnosing chronic periprosthetic infection of the shoulder with 18F-FDG PET CT

Thomas Falstie-Jensen¹, Jeppe Lange², Janne Ovesen¹, Bo Sanderhoff Olsen³, Anne Kathrine Belling Sørensen³, Bo Zerahn³, Kjeld Søballe¹, Lars Christian Gormsen¹

¹. Aarhus University Hospital, Aarhus, Denmark

². Horsens Hospital, Aarhus, Denmark

³. Herlev Hospital, Aarhus, Denmark

11:48 - 11:56

Are functional outcomes after surgical treatment of acromioclavicular dislocation related to restoration of a normal articular anatomy?

Guillaume Villatte, Hicham Riouach, Roger Erivan, Stéphane Descamps, Stéphane Boisgard

Clermont-Ferrand University Hospital (CHU), Clermont-Ferrand, France

11:56 - 12:04

Appropriate care in orthopedic patients: Effectivity of a new guideline for diagnosis and treatment of Subacromial Pain Syndrome

Egbert Jd Veen, Martin Stevens, Ron L Diercks

University Medical Center Groningen, Groningen, The Netherlands

12:04 - 12:12

Primary stability of an acromioclavicular joint repair is affected by the type of additional reconstruction of the acromioclavicular capsule

Felix Dyrna¹, Florian B Imhoff¹, Andreas B Imhoff¹, Sepp Braun², Augustus D Mazzocca³, Knut Beitzel¹

¹. Department of Orthopaedic Sportsmedicine, Technical University, Munich, Germany

². Gelenkpunkt, Sport- und Gelenchirurgie Innsbruck, Innsbruck, Austria, Innsbruck, Austria

³. Department of Orthopaedic Surgery, University of Connecticut, Farmington, Connecticut, United States

SECEC 2018 GUEST LECTURE

RESEARCHGATE - A CRAZY IDEA BECOMES A DISRUPTIVE TECHNOLOGY

Ijad Madisch, CEO at Researchgate, Berlin, Germany

ROOM 1 • 12:15 - 12:45

SCIENTIFIC SESSION III

SHOULDER FRACTURES

Chairs: Mehmet Demirhan, Bernhard Jost

ROOM 1 • 14:30 - 16:00

14:30 - 14:38

Socioeconomical status influence in proximal humeral fractures outcomes. A multicentric study

Joan Miquel¹, Elisa Cassar², Fernando Santana³, Carlos Torrens³

¹. Consorci Sanitari de l'Anoia., Igualada, Spain

². Hospital Germans Trias i Pujol, Badalona, Spain

³. Parc de Salut Mar, Barcelona, Spain

14:38 - 14:46

Immediate intensive mobilization compared with immediate conventional mobilization for the impacted osteoporotic conservatively treated proximal humeral fracture. A randomized controlled trial

Stefano Carbone¹, Cristina Razzano², Paolo Albino³, Riccardo Mezzoprete¹

¹. Ospedale San Camillo de Lellis, Rieti, Italy

². Centro Medico Erre, Sant'Agata Dei Goti, Benevento, Italy

³. Casa di Cura Città di Aprilia, Aprilia (It), Italy

14:46 - 14:54

Novel radiographic parameters for proximal humerus arthroplasty for fractures do not affect clinical outcome

Ken Lee Pua^h, Isaac Ker Wei Ng, Justine Yun Yu Lee, Denny Tijauw Tjoen Lie

Department of Orthopaedic Surgery, Singapore General Hospital, Singapore

14:54 - 15:02

Proximal humeral fracture locking plate fixation in patients over 70 with a short cemented screws configuration is reliable and safe.

Natalia Martinez Catalán, María Valencia, Diana Morcillo, Emilio Calvo, Antonio M Foruria

Fundación Jimenez Díaz, Madrid, Spain

15:02 - 15:10

Displaced 3- and 4- part proximal humeral fractures: A prospective randomized study comparing intramedullary nail and locking plate.

Patrick Boyer, Ruben Dukan, Ledinot Pauline, Marc-Antoine Rousseau APHP, Paris, France



GENEVA 2018 • SWITZERLAND • SEPTEMBER 19-22

SCIENTIFIC PROGRAM

THURSDAY, SEPTEMBER 20th

15:10 - 15:18

Risk of revision and clinical failure after hemiarthroplasty for acute proximal humeral fracture: Short-term outcome in 2,750 hemiarthroplasties

Alexander Amundsen¹, Jeppe Vejgaard Rasmussen¹, Bo Sanderhoff Olsen¹, Stig Brorson²

¹. Gentofte Hospital, Gentofte, Denmark

². Zealand University Hospital, Køge, Denmark

15:18 - 15:26

Do additional radiographs in isolated greater tuberosity fractures lead to a change in treatment recommendation?

Marieke Van Wier¹, Noortje C. Hagemeyer², Femke M.a.p. Claessen³, Ihsan Amajjar¹, Michel P.j. Van Den Bekerom¹, Derek F.p. Van Deurzen¹

¹. OLVG, Amsterdam, The Netherlands

². Massachusetts General Hospital, Boston, United States

³. Academic Medical Center of the University of Amsterdam, Amsterdam, The Netherlands

15:26 - 15:34

Functional outcomes and clinical strength assessment after infraspinatus sparing surgical approach to scapular fracture. Does it really make a difference?

Giuseppe Porcellini¹, Paolo Paladini¹, Giovanni Merolla¹, Antonio Capone², Stefano Congia²

¹. Unit of Shoulder and Elbow Surgery - Cervesi Hospital, Cattolica, Italy

². Clinica Ortopedica - Università di Cagliari, Cattolica, Italy

15:34 - 15:42

Epidemiology, treatment and associated lesions in hospital-admitted patients with proximal humeral fractures from 2000-2015

Daniela Linhares, Mariana Cunha Ferreira, Nuno Neves, Manuel Gutierrez, Pedro Negrão, Manuel Ribeiro Da Silva
Centro Hospitalar São João, Porto, Portugal

15:42 - 15:50

Is serial radiographic evaluation of patients with a 1-part proximal humerus fracture necessary at routine follow-up time points?

Matthijs Jacxsens, Jeremias Schmid, Bernhard Jost, Christian Spross
Kantonsspital St. Gallen, St. Gallen, Switzerland

15:50 - 15:58

Osteosynthesis with autologous dual bone graft for symptomatic clavicle mid-shaft nonunion

Sungjoon Lim, Jae-Myeung Chun, In-Ho Jeon

Department of Orthopedic Surgery, Asan Medical Center, University of Ulsan, Seoul, South Korea

SCIENTIFIC SESSION IV

BASIC SCIENCE

Chairs: Nicole Pouliart, Christian Gerber

ROOM 2 • 14:30 - 16:00

14:30 - 14:38

Enhancement of chronic rotator cuff tear healing using three-dimensional bio-printed patch with mesenchymal stem cells in a rat model

Yucheng Sun¹, Suhun Chae², Jeaman Kawk¹, Inho Jeon¹, Dongwoo Cho³

¹. Asan Medical Center, Seoul, South Korea

². Pohang University of Science and Technology, Pohang, South Korea

³. Pohang university of science and technology, Pohang, South Korea

14:38 - 14:46

Challenging the current concept of critical glenoid bone loss in shoulder instability: does the size measurement really tell it all?

Philipp Moroder¹, Mohammad Khatamirad¹, Elisabeth Böhm¹, Philipp Damm¹, Guido Wierer², Marvin Minkus¹, Fabian Plachel¹, Markus Scheibel¹

¹. Charité Universitaetsmedizin, Berlin, Germany

². PMU, Salzburg, Austria

14:46 - 14:54

Deep learning for automatic segmentation and quantitative analysis of rotator cuff muscles in shoulder CT

Elham Taghizadeh¹, Fabio Becce², Sylvain Eminian², Valérie Malfroy Camine³, Alexandre Terrier⁴, Alain Farron⁵, Philippe Büchler¹

¹. University of Bern, Institute for Surgical Technology and Biomechanics, Bern, Switzerland

². CHUV, Service de Radiodiagnostic et Radiologie Interventionnelle, Lausanne, Switzerland

³. Genohm, EPFL Innovation Park, Lausanne, Switzerland

⁴. EPFL, Laboratory of Biomechanical Orthopedics, Lausanne, Switzerland

⁵. CHUV, Service d'Orthopédie et de Traumatologie, Lausanne, Switzerland

14:54 - 15:02

Automated 3D MRI allows for accurate evaluation of glenoid bone loss as compared to 3D CT

Drew Lansdown, Gregory L. Cvetanovich, Nikhil N Verma, Brian Cole, Bernard Bach, Gregory Nicholson, Anthony A Romeo, Robert Dawe, Adam Yanke

Rush University Medical Center, Chicago, United States



GENEVA 2018 • SWITZERLAND • SEPTEMBER 19-22

SCIENTIFIC PROGRAM

THURSDAY, SEPTEMBER 20th

15:02 - 15:10

Tensioning of the superior capsule reconstruction graft improves shoulder function biomechanically

Felix Dyrna¹, Knut Beitzel¹, Andreas B Imhoff¹, Bastian Scheiderer¹, Augustus D Mazzocca²

¹. Department of Sports Orthopedics, Technical University Munich, Munich, Germany, München, Germany

². Department of Orthopaedic Surgery, University of Connecticut, Farmington, Connecticut, USA, Farmington, United States

15:10 - 15:18

Regional and observer differences in determination of the humeral anatomic neck in 3D-CT models

Duno Molinar¹, Florian Coigny¹, Lukas Zwicky¹, Ariane Gerber Popp¹, Heath Byron Henninger², Thomas Suter¹

¹. Kantonsspital Baselland, Liestal, Switzerland

². Department of Orthopaedics, Orthopaedic Research Laboratory, University of Utah, Salt Lake City, United States

15:18 - 15:26

Biomechanical comparison of screw fixation versus a cortical button and self-tensioning suture for the Latarjet procedure

Matthew T. Provencher, Zachary S. Aman, Christopher M. Laprade, Andrew S. Bernhardtson, Gilbert Moatshe, Hunter W. Storaci, Jorge Chahla, Travis L. Turnbull, Robert F. Laprade

Steadman Philippon Research Institute, Vail, United States

15:26 - 15:34

The influence of mesenchymal stem cells on tendon-to-bone-healing by attaching bursal tissue to rotator cuff tears in an animal model

Anja Z. Zhang, Andreas Ficklscherer, Thomas Beer, Mehmet Gülecüyü, Matthias Pietschmann, Volkmar Jansson, Peter E. Müller

Department of Orthopaedics, Physical Medicine and Rehabilitation, LMU Munich, Munich, Germany

15:34 - 15:42

Which cell populations are involved in rotator cuff enthesis healing and scar tissue formation? Genetic lineage tracing of targeted cell populations

Helen L Moser¹, Anton Ph Doe¹, Kristen M Sochol¹, Matthias A Zumstein², Leesa M Galatz¹, Alice H Huang¹

¹. Department of Orthopaedics, Icahn School of Medicine at Mount Sinai, New York, United States

². Shoulder, Elbow and Orthopaedic Sports Medicine, University of Bern, Inselspital, Bern, Switzerland

15:42 - 15:50

Relationships of scapular coordinate systems to determine glenoid centre: Application to glenoid fixation in shoulder arthroplasty

Ashish Gupta, Nikolas K Knowles, George S Athwal, Louis M Ferreira Roth/McFarlane Hand and Upper Limb Centre, London, Canada

15:50 - 15:58

Biomechanical comparison of two augmented glenoid designs: A finite element analysis

Vani J Sabesan¹, James D Whaley², Varun Pathak², Liying Zhang², Diego L Lima¹

¹. Cleveland Clinic Florida, Weston, FL, United States

². Wayne State University, Detroit, MI, United States

SCIENTIFIC SESSION V

SHOULDER INSTABILITY

Chairs: Markus Scheibel, Claudio Rosso

ROOM 1 · 16:30 - 18:00

16:30 - 16:38

Arthroscopic Latarjet: Suture-button fixation is a safe and reliable alternative to screw fixation

Pascal Boileau¹, David Saliken², Patrick Gendre³, Brian L. Seeto⁴, Thomas D'Ollonne³, Jean-François Gonzalez¹

¹ Hôpital Pasteur 2 - IULS, Nice, France

² University of Alberta, Edmonton, Canada

³ IM2S, Monaco, Monaco

⁴ The Core Institute, Phoenix, United States

16:38 - 16:46

Shall we predict failure of posterior shoulder instability stabilization?

Geoffroy Nourissat¹, Marie Béatrice Hardy², Jérôme Garret³, Pierre Mansat⁴, Arnaud Godeneche⁵, SFA French Society Of Arthroscopy⁶

¹. Groupe Maussins, Paris, France

². Hopital mutualiste, Saint Etienne, France

³. Clinique du Parc, Lyon, France

⁴. CHU, Toulouse, France

⁵. Santy, Lyon, France

⁶. SFA, Paris, France



GENEVA 2018 • SWITZERLAND • SEPTEMBER 19-22

SCIENTIFIC PROGRAM

THURSDAY, SEPTEMBER 20th

16:46 - 16:54

Arthroscopic Latarjet: Graft positioning is not equivalent with standard open technique. A 2DCT scan comparative study.

Neyton Lionel¹, Johannes Barth², Geoffroy Nourissat³, Pascal Boileau⁴, Gilles Walch¹, Laurent Lafosse⁵

¹. Centre Orthopédique Santy, Lyon, France

². Centre Osteoarticulaire des Cèdres, Echirrolles, France

³. Clinique Maussins-Nollet, Paris, France

⁴. CHU de Nice, Nice, France

⁵. Clinique Générale Annecy, Annecy, France

16:54 - 17:02

Is Bankart repair still valid? Long-term results of the French experience

Geoffroy Nourissat¹, Alexandre Hardy², Hervé Thomazeau³, Tristan Langlais³, Olivier Herisson⁴, Jordane Mouton⁵, Jonathan Curado⁶, Olivier Courage⁷

¹. Groupe Maussins, Paris, France

². APHP, Paris, France

³. CHU, Rennes, France

⁴. CHU, Paris, France

⁵. CHU, Caen, France

⁶. CHU, Grenoble, France

⁷. Hôpital de l'Estuaire, Le Havre, France

17:02 - 17:10

Impact of remplissage on shoulder function: A minimum 10-year follow-up

Geoffroy Nourissat¹, Claire Bastard², Julien Gaillard², Olivier Herisson²

¹. Groupe Maussins, Paris, France

². Hôpital Saint Antoine APHP, Paris, France

17:10 - 17:18

Long-term results of the open Latarjet procedure for recurrent anterior shoulder instability in patients older than 40 years

Lukas Ernstbrunner, Lara Wartmann, Stefan Zimmermann, Pascal Schenk, Christian Gerber, Karl Wieser

University Hospital Balgrist, Zurich, Switzerland

17:18 - 17:26

Revision of Latarjet by Eden Hybinette surgical technique

Pierre-Henri Flurin¹, Maxime Anton², Pierre Metais³, Richard Aswad⁴

¹. Bordeaux Merignac Sport Clinic, Merignac, France

². Strasbourg Hospital, Illkirch, France

³. La Chataigneraie clinic, Beaumont, France

⁴. Institute of orthopedic and sport surgery, Marseille, France

17:26 - 17:34

Arthroscopic stabilization after a first-time dislocation collision versus contact athletes

Maximiliano Ranalletta, Luciano A Rossi, Ignacio Alonso, Sirio Sirio, Julieta Puig Dubois, Gaston Maignon, Santiago L Bongiovanni
Hospital Italiano de Buenos Aires, Buenos Aires, Argentina

17:34 - 17:42

Abduction-external-rotation-immobilization vs. arthroscopic stabilization after primary traumatic anterior shoulder dislocation

Marvin Minkus¹, Matthias Königshausen², Dirk Maier³, Alexander Henze⁴, Thomas Stein⁵, Stefan Greiner⁶, Markus Scheibel⁷

¹. Center for Musculoskeletal Surgery, Charité-Universitaetsmedizin Berlin, Germany

². Department of Trauma Surgery, University Hospital Bergmannsheil Bochum, Germany

³. Department for Orthopaedics and Traumatology, University Hospital Freiburg, Germany

⁴. Sportsclinic Stuttgart, Stuttgart, Germany

⁵. Sport Orthopaedics, Knee- and Shoulder Surgery, BGU Frankfurt am Main, Germany

⁶. Sporthopaedicum Regensburg, Germany

17:42 - 17:50

Is posterior shoulder instability correlated with glenoid retroversion ?

Yon-Sik Yoo, Seung-Jin Lee, Ji-Hoon Nam

Hallym University Dontan Sacred Heart Hospital, Hwasungsi, South Korea

17:50 - 17:58

Does preoperative posterior glenoid cartilage wear predict poor outcomes in structural dynamic posterior instability treated by arthroscopic soft tissue repair?

Albert Ferrando¹, Cristian Aravena², Ulrike Novo², Beatriz Alvarez², Maria Valencia Mora², Emilio Calvo²

¹. Hospital Universitari i Politècnic La Fe, Valencia, Spain

². Fundacion Jimenez Diaz, Madrid, Spain



GENEVA 2018 • SWITZERLAND • SEPTEMBER 19-22

SCIENTIFIC PROGRAM

THURSDAY, SEPTEMBER 20th

SCIENTIFIC SESSION VI

ELBOW I

Chairs: Raul Barco, Alberto Schneeberger

ROOM 2 • 16:30 - 18:00

16:30 - 16:38

Long-term clinical results in patients treated with arthroscopic release for elbow stiffness.

Taj Haubuf, Janne Ovesen

Aarhus University Hospital, Aarhus, Denmark

16:38 - 16:46

Prospective study Of MRI findings in simple elbow dislocation

Toni Luokkala¹, Subhasis Basu², David Temperley², Teemu Karjalainen¹, Adam Watts²

¹. Central Finland Central Hospital, Jyväskylä, Finland

². Wrightington Hospital, Wigan, United Kingdom

16:46 - 16:54

Thoracic Outlet Syndrome is common pathology among throwing athletes suffering from dominant elbow pain

Tetsuya Takenaga¹, Kozo Furushima¹, Tadanao Funakoshi¹, Hiroshi Kusano¹, Azusa Miyamoto², Yuya Itoh¹, Yoshiyasu Itoh¹

¹. Keiyu Orthopaedic Hospital, Sports Medical Center, Tatebayashi, Japan

². Department of Rehabilitation, Keiyu Orthopaedic Hospital, Tatebayashi, Japan

16:54 - 17:02

Clinical comparison of triceps-sparing and triceps-detaching approaches for revision total elbow arthroplasty

Mark Solarz¹, Maharsh Patel², Aimee Struk², Robert Matthias², Joseph King², Thomas Wright², Bradley Schoch²

¹. Temple, Philadelphia, United States

². University of Florida, Gainesville, United States

17:02 - 17:10

Outcomes following revision of the revision elbow arthroplasty

Peter Domos, Sachin Patel, Madhavan Papanna, David Stanley, Amjid Ali

Northern General Hospital, Sheffield, Sheffield, United Kingdom

17:10 - 17:18

Arthroscopic Debridement Arthroplasty (ADA) for haemophilic arthropathy of the elbow

Kozo Shimada¹, Ko Temporin¹, Keiichiro Oura¹, Hideyuki Takedani²

¹. JCHO Osaka Hospital, Osaka, Japan

². Institute of Medical Science, University of Tokyo, Tokyo, Japan

17:18 - 17:26

Open versus arthroscopic elbow arthrolysis for posttraumatic elbow contracture – Comparative study

Marta Slezak, Joanna Walecka, Jakub Stefaniak, Przemyslaw Lubiowski

Department of Traumatology, Orthopaedics and Hand Surgery, Poznan University of Medical Sciences; Rehasport Clinic, Poznan, Poland

17:26 - 17:34

Is there a place for radiocapitellar arthroplasty? – A consecutive case series with 2 – 6 years follow-up

Christian Spross¹, Wouter Jak², Roger Van Riet²

¹. Kantonsspital St. Gallen, St. Gallen, Switzerland

². AZ Monica, Antwerpen, Belgium

17:34 - 17:42

Mid- to long-term outcomes of total elbow arthroplasty using triceps-sparing ulnar approach

Naoki Suenaga¹, Naomi Oizumi¹, Chika Yoshioka², Shintaro Yamane², Isoya Goya³

¹. Upper Extremity Center of Joint Replacement and Endoscopic Surgery, Orthopedic Hokushin Hospital, Sapporo, Japan

². Upper Extremity Center of Joint Replacement and Endoscopic Surgery, Hokushin Higashi Hospital, Sapporo, Japan

³. Department of Orthopaedic Surgery, University of The Ryukyus, Okinawa, Japan

17:42 - 17:50

Defect size decreases and subchondral bone partially restores on Computed Tomography after arthroscopic debridement and microfracture for osteochondritis dissecans of the capitellum

Rens Bexkens¹, Christiaan J.a. Van Bergen², Michel P.j. Van Den Bekerom³, Gino M.m.j. Kerkhoffs¹, Denise Eygendaal¹

¹. Academic Medical Center, Amsterdam, The Netherlands

². Amphia Hospital, Breda, The Netherlands

³. Onze Lieve Vrouwe Gasthuis, Amsterdam, The Netherlands

17:50 - 17:58

Operative treatment of coronoid fractures: Functional outcome and complications

Samuel Antuña, Eloy Tabeayo, Raul Barco

Hospital Universitario La Paz, Madrid, Spain



GENEVA 2018 • SWITZERLAND • SEPTEMBER 19-22

SCIENTIFIC PROGRAM

FRIDAY, SEPTEMBER 21st

INSTRUCTIONAL COURSE LECTURE 4

GLENOID REPLACEMENT IN TOTAL SHOULDER ARTHROPLASTY

Chair: Patric Raiss

ROOM 2 • 07:30 - 08:45

Preoperative planning of the arthritic glenoid: why we should always do it

George Athwal, Canada

The use of PSI in total shoulder arthroplasty: benefits, procedure and costs.

Pascal Boileau, France

Uncemented glenoid implants in anatomic TSA: why and how this will be the future

Alex Castagna, Italy

Cemented glenoid implants in TSA: why it is still the "gold standard"

Bernhard Jost, Switzerland

The challenging, bone-deficient glenoid: which implant concept is the best?

Patric Raiss, Germany

Glenoid erosion in osteoarthritis: when should we use RSA?

Anders Ekelund, Sweden

INSTRUCTIONAL COURSE LECTURE 5

TRAUMATIC CONDITIONS OF THE RADIAL HUMERAL JOINT

Chair: Roger van Riet

ROOM 4 • 07:30 - 08:45

Relevant anatomy and biomechanics

Michael van den Bekerom, The Netherlands

Overview of classification systems and their clinical application

Alexander Van Tongel, Belgium

Osteosynthesis: Indication, options and limitations

Christian Spross, Switzerland

Arthroscopic treatment of radial head and associated lesions

Roger Van Riet, Belgium

Radial head arthroplasty

Raul Barco, Spain

Revision of failures

Adam Watts, UK

Panel discussion of cases

INSTRUCTIONAL COURSE LECTURE 6

CURRENT KNOWLEDGE IN CLINICAL EXAMINATION AND RADIOGRAPHIC ASSESSMENT OF GLENOHUMERAL INSTABILITY

Chair: Matthias Zumstein

ROOM 3 • 07:30 - 08:45

Current knowledge of Clinical Examination of Antero-Inferior Instability

Matthias Zumstein, Switzerland

Current knowledge of Clinical Examination of Postero-inferior Instability

Arnaud Godeneche, France

Current knowledge of functional Shoulder Instability

Philip Moroder, Germany

Current knowledge of "critical bone loss" Assessment of the Antero-Inferior and Postero-Inferior Shoulder Instability

Tony Romeo, USA

JSES SESSION 2

ELBOW

Chairs: Pierre Mansat, Samuel Antuña

ROOM 5 • 07:30 - 08:45

Elbow arthrodesis for post-traumatic sequelae: surgical tactics using the Ilizarov frame

Sala F, Catagni M, Pili D, Capitani P.

J Shoulder Elbow Surg. 2015 Nov;24 (11):1757-63. doi: 10.1016/j.jse.2015.07.030

Outcome after total elbow arthroplasty: a retrospective study of 167 procedures performed from 1981 to 2008.

Plaschke HC, Thillemann TM, Brorson S, Olsen BS.

J Shoulder Elbow Surg. 2015 Dec;24(12):1982-90. doi: 10.1016/j.jse.2015.07.036.

The management of infected elbow arthroplasty by two-stage revision

Rudge WBJ, Eseonu K, Brown M, Warren S, Majed A, Bayley IL, Lambert SM, Higgs D, Falworth M.

J Shoulder Elbow Surg. 2018 May;27(5):879-886. doi: 10.1016/j.jse.2017.12.033.



GENEVA 2018 • SWITZERLAND • SEPTEMBER 19-22

SCIENTIFIC PROGRAM

FRIDAY, SEPTEMBER 21st

SYMPOSIUM II

HEALTHCARE ECONOMICS

Chair: Emilio Calvo

ROOM 1 • 09:00 - 10:30

Conflicts between clinical and health economic perspectives

Amar Rangan, UK

Aligning clinical evidence based data and health economics in shoulder and elbow surgery: The national health systems' perspective

Andrew Carr, UK

PSI, new prosthetic designs, double row, arthroscopic Latarjet and many more: Integrating new technical developments and economic efficiency

Christian Gerber, Switzerland

How should shoulder and elbow surgical procedures be funded: The american perspective

Anthony Romeo, USA, ASES President

Issues with surgeons and health compliance: The new scenario in Europe

Serge Bernasconi, Belgium, CEO MedTech Europe

NATIONAL SOCIETIES BEST PAPER SESSION

Chairs: Juan Bruguera, Matthias Flury

ROOM 1 • 11:00 - 12:00

SCIENTIFIC SESSION VII

REHABILITATION

Chairs: Pericles Papadopoulos, Georges Kohut

ROOM 2 • 11:00 - 12:00

11:00 - 11:08

Prevalence of musculoskeletal disorders among shoulder and elbow surgeons

Ryan Terence Bicknell, Saad Al-Qahtani, Mohammad Alzahrani, David Pichora

Queen's University, Kingston, Canada

11:08 - 11:16

Return to sports after arthroscopic treatment of recurrent anterior shoulder instability

Stefan Greiner¹, Max Kääh², Anja Höniger², Julian Brueck³, Christian Zantop³

¹. Sporthopaedicum Regensburg, Regensburg, Germany

². Sporthopaedicum Straubing, Straubing, Germany

³. Return to Play Straubing, Straubing, Germany

11:16 - 11:24

Shoulder rotational strength in youth elite handball players during a competitive season

Behnam Liaghat¹, Jesper Bencke², Mette K. Zebis³, Grethe Myklebust⁴, Henrik Sørensen⁵, Niels Wedderkopp⁶, Martin Lind⁷, Merete Møller¹

¹. Department of Sports Science and Clinical Biomechanics, Research Unit for Musculoskeletal Function and Physiotherapy, University of Southern Denmark, Odense, Denmark

². Human Movement Analysis Laboratory, Copenhagen University Hospital, Amager-Hvidovre, Copenhagen, Denmark

³. Department of Physiotherapy and Occupational Therapy, Faculty of Health and Technology, Metropolitan University College, Copenhagen, Denmark

⁴. Department of Sports Medicine, Oslo Sports Trauma Research Center, Norwegian School of Sport Sciences, Oslo, Norway

⁵. Department of Public Health, Section for Sport Science, Aarhus University, Aarhus, Denmark

⁶. Sport Medicine Clinic, Orthopaedic dep. Hospital of Lillebaelt, Institute of Regional Health Service Research, University of Southern Denmark, Odense, Denmark

⁷. Div. of Sportstraumatology, Aarhus University Hospital, Aarhus, Denmark

11:24 - 11:32

Early kinematic analysis of Grammont design versus lateralized short stem reverse total shoulder arthroplasty: A prospective laboratory study

Giovanni Merolla¹, Ilaria Pare², Antonio Padolino¹, Paolo Paladini¹, Giuseppe Porcellini¹

¹. Shoulder and Elbow Unit, Cattolica, Italy

². Biomechanics Laboratory, Cattolica, Italy

11:32 - 11:40

The pain effect of rotator cuff tear on cognitive impairment

Chih-Hao Chiu¹, Po-Yu Chen²

¹. Taoyuan Chang Gung Hospital, Taoyuan City, Taiwan

². Chang Gung University, Taoyuan City, Taiwan

11:40 - 11:48

The influence of Pectoralis Minor tightness and scapular dyskinesia in subacromial impingement refractory to conservative treatment

Nicolas Bigorre, Stefania Tanase, Frederic Degez

Centre de la Main, Trelaze, France

11:48 - 11:56

Cryotherapy after elbow surgery- A randomized control trial

Ingrid Hultenheim Klintberg

Inst Neuroscience and Physiology / Sahlgrenska Univ Hosp, Gothenburg, Sweden



GENEVA 2018 • SWITZERLAND • SEPTEMBER 19-22

SCIENTIFIC PROGRAM

FRIDAY, SEPTEMBER 21st

SECEC PRESIDENTIAL GUEST LECTURE

THE ABC'S OF SHOULDER ARTHRITIS

George Athwal, St. Joseph's Health Care, Ontario, Canada

ROOM 1 • 12:00 - 12:30

SCIENTIFIC SESSION VIII

ROTATOR CUFF II

Chair: Mario Borroni, Nicolas Holzer

ROOM 1 • 14:15 - 15:45

14:15 - 14:23

No functional difference between 3 and 6 weeks of immobilization after arthroscopic rotator cuff repair: A prospective randomized controlled non-inferiority trial.

Kjersti Kaul Jenssen¹, Kirsten Lundgreen¹, Jan Erik Madsen², Rune Kvakestad¹, Sigbjørn Dimmen¹

¹. Lovisenberg Diaconal Hospital, Oslo, Norway

². Oslo University Hospital, Oslo, Norway

14:23 - 14:31

Alteration of fatty infiltration and muscle atrophy following rotator cuff repair

Taku Hatta, Kiyotsugu Shinagawa, Nobuyuki Yamamoto, Eiji Itoi
Department of Orthopaedic Surgery, Tohoku University School of Medicine, Sendai, Japan

14:31 - 14:39

Anterior latissimus dorsi transfer (ALDT) For Irreparable Subscapularis Lesion: midterm Results In A Series Of 16 Patients

Michael Stalder, Susanne Epprecht, Rebecca Hartmann, Sabrina Catanzaro, Dominik Meyer, Christian Gerber
Uniklinik Balgrist, Zurich, Switzerland

14:39 - 14:47

Outcome of Latissimus Dorsi Transfer for posterosuperior cuff insufficiency: Patients aged 55 years and younger versus patients aged 75 years and older.

Jean Kany¹, Jean David Werthe², Jean Grimberg³, Hisham Anis⁴, Philippe Valent²

¹. Clinique de l'Union, Saint Jean, France

². Clinique Bizet, Paris, France

³. LIRCOS, Paris, France

⁴. Zagazig University, Le Caire, Egypt

14:47 - 14:55

The impact of tendon delamination on rotator cuff healing

Pascal Boileau¹, Olivier Andrean², Martin Schramm³, Mohammed Baba⁴, Mikaël Chelli¹, Hugo Barret¹

¹. Hôpital Pasteur² - IULS, Nice, France

². Institut Arnault Tzanck, St Laurent Du Var, France

³. IMFS, Monaco, Monaco

⁴. Norwest Private Hospital, Sydney, Australia

14:55 - 15:03

Nonoperative treatment of rotator cuff disease with Platelet-Rich Plasma: A systematic review

Eoghan T Hurley¹, Charles P Hannon², Daren Lim Fat¹, Cathal J Moran¹, Hannan Mullett¹

¹. Sports Surgery Clinic, Dublin, Ireland

². Rush University Medical Center, Chicago, United States

15:03 - 15:11

Establishing clinically significant outcomes after rotator cuff repair

Gregory L Cvetanovich, Benedict Nwachukwu, Anirudh K Gowd, Brandon C Cabarcas, Joseph Liu, Anthony A Romeo, Nikhil Verma
Rush University Medical Center, Chicago, United States

15:11 - 15:19

Arthroscopic subacromial spacer implantation in patients with massive irreparable rotator cuff tears with and without partial repair

Burak Altintas¹, Syed Dil Bagh Ali Shah², Mehmet Kapicioglu², Kerem Bilse²

¹. Steadman Philippon Research Institute, Vail, United States

². Bezmialem Vakif University, Istanbul, Turkey

15:19 - 15:27

Relationship between functional outcome and fatty degeneration of the rotator cuff muscles after early arthroscopic reconstruction of massive posttraumatic supra- and infraspinatus tendon tears

Christophe Spormann¹, Beat Rene Simmen¹, Marco Zanetti²

¹. Endoclinic, Clinic Hirslanden, Zürich, Switzerland

². Radiologie Clinic Hirslanden, Zürich, Switzerland

15:27 - 15:35

Glenoid inclination or acromial coverage – What is more relevant for the determination of the critical shoulder angle in patients with osteoarthritis or rotator cuff tears

Silvan Beeler, Anita Hasler, Tobias Götschi, Dominik Meyer, Christian Gerber

Universitätsklinik Balgrist, Zürich, Switzerland



GENEVA 2018 • SWITZERLAND • SEPTEMBER 19-22

SCIENTIFIC PROGRAM

FRIDAY, SEPTEMBER 21st

15:35 - 15:43

Return to sports after arthroscopic rotator cuff repair in patients younger than forty-five years

*Burak Altintas, Jonas Pogorzelski, Erik M. Fritz, Zaamin B. Hussain, Marilee P. Horan, Jonathan A. Godin, Peter J. Millett
Steadman Philippon Research Institute, Vail, United States*

SCIENTIFIC SESSION IX

ELBOW II

Chair: Antonio Foruria, Matthias Zumstein

ROOM 2 • 14:15 - 15:45

14:15 - 14:23

Can the radial head diameters be inferred from humeral articular dimensions? Bilateral MRI morphometric analysis on 39 healthy subjects

*Giuseppe Giannicola, Andrea Giulivi, Marco Scacchi, Paolo Spinello, Gianluca Cinotti
Sapienza University of Rome - Policlinico Umberto I, Roma, Italy*

14:23 - 14:31

LUCL-Reconstruction using the triceps tendon - 7,5 year follow-up

*Christian Schoch, Michael Geyer
St. Vinzenz Klinik Pfronten, Pfronten, Germany*

14:31 - 14:39

Cubitus varus: Angular or rotational deformity?

Luis Moraleda¹, Raúl Barco¹, Joaquín Nuñez De Armas¹, María Valencia Mora²

¹. Hospital Universitario La Paz, Madrid, Spain

². Hospital Universitario Fundación Jiménez Díaz, Madrid, Spain

14:39 - 14:47

Arthroplasty as primary treatment of distal humeral fractures - A study based on swedish registries

Lars Evert Adolfsson¹, Jens Nestorson¹, Hanna Cecilia Björnsson-Hallgren¹, Hans Rahme²

¹. Linköping University, Linköping, Sweden

². Uppsala University, Uppsala, Sweden

14:47 - 14:55

The presence of posterior comminution modifies the treatment and prognosis in capitellar and trochlear fractures? Study performed on 45 consecutive patients.

*Enrico Guerra, Graziano Bettelli, Roberto Rotini
Istituto Ortopedico Rizzoli, Bologna, Italy*

14:55 - 15:03

Distal anteromedial and distal anterolateral elbow arthroscopy portals in guiding arthroscopic radial head screw fixation.

Davide Cucchi¹, Paolo Angelo Arrigon², Alessandra Menon², Francesco Luceri³, Enrico Guerra⁴, Christof Burger¹, Lars Peter Müller⁵, Pietro Simone Randelli², Denise Eygendaaf⁶, Kilian Wegmann⁵

¹. Department of Orthopaedics and Trauma Surgery, Universitätsklinikum Bonn, Bonn, Germany

². Laboratory of Applied Biomechanics, Department of Biomedical Sciences for Health, Università degli Studi di Milano, Milano, Italy

³. Clinica Ortopedica, Azienda Socio Sanitaria Territoriale Centro Specialistico Ortopedico Traumatologico Gaetano Pini-CTO, Milano, Italy

⁴. Istituto Ortopedico Rizzoli, Milano, Italy

⁵. Center for Orthopedic and Trauma Surgery, University Medical Center, Köln, Germany

⁶. Department of Orthopaedic Surgery, Academic Medical Center, University of Amsterdam, Amsterdam, The Netherlands

15:03 - 15:11

Does epicondylitis refractory to conservative treatment really exist?

*Nicolas Bigorre, Frederic Degez
Centre de la Main, Trelaze, France*

15:11 - 15:19

Comparison of posteromedial and posterolateral dislocation of the elbow joint -MRI features, injury mechanism and management- In Hyeok Rhyou, Kyung Chul Kim, Ji-Ho Lee, Hyeong Jin Kim, Kee Baek Ahn

Department of Orthopaedic Surgery, Upper Extremity and Microsurgery Center, Pohang Semyeong Christianity Hospital, Pohang, South Korea

15:19 - 15:27

Complications of modular radial head prosthesis: Presentation of a case series based on our experience in the past nine years

Daniel Bustamante, Ana María Martín, Juan María Pardo, Carlos Navas, Lucía García, David Cecilia

Hospital 12 de Octubre, Madrid, Spain



SCIENTIFIC PROGRAM

FRIDAY, SEPTEMBER 21st

15:27 - 15:35

Distal fractures of the humerus in patients over 65 : complications of treatment prospective & retrospective multicenter study on 497 cases

laurent obert¹, philippe clavert², Francois Sirveaux³, Jean Louis Charissoux⁴, Laurent Pidhorz⁵, Adrien Jacquot⁶, Thierry Fabre⁷, Pierre Mansat⁸

¹. Orthopedic Unit & Medical School Of Besancon - University Hospital Of Besancon, Besancon, France

². Orthopedic Unit & Medical School Of Strasbourg - University Hospital Of Strasbourg, Strasbourg, France

³. Orthopedic Unit & Medical School Of Nancy - University Hospital Of Nancy, Nancy, France

⁴. Orthopedic Unit & Medical School Of Limoges - University Hospital Of Limoges, Limoges, France

⁵. Orthopedic Unit - Hospital Le Mans, Le Mans, France

⁶. Private Hospital Of Nancy, Nancy, France

⁷. Orthopedic Unit & Medical School Of Bordeaux - University Hospital Of Bordeaux, Bordeaux, France

⁸. Orthopedic Unit & Medical School Of Toulouse - University Hospital Of Toulouse, Toulouse, France

15:35 - 15:43

A comparison of the long-term results of the Lateral Resurfacing (LRE) arthroplasty in two institutions

Christopher Edwin Lewis Watkins¹, Joseph Pooley¹, John William Kenneth Harrison¹, Martin Chochole², Florian Domaszewski², Teresa Kamelander²

¹. Queen Elizabeth Hospital, Newcastle Upon Tyne, United Kingdom

². Herz Jesu Krankenhaus, Vienna, Austria

SCIENTIFIC SESSION X

REVERSE SHOULDER ARTHROPLASTY I

Chair: Anders Ekelund, Ralph Hertel

ROOM 1 • 16:15 - 17:45

16:15 - 16:23

How the greater tuberosity affects the clinical outcomes after reverse shoulder arthroplasty for proximal humerus fractures

Xavier Ohl¹, Nicolas Bonnevalle², David Gallinet³, Philippe Valenti⁴, Pascal Boileau⁵

¹. University Hospital, Reims, France

². University Hospital, Toulouse, France

³. Saint Vincent Private Hospital, Besançon, France

⁴. Paris Shoulder Unit, Paris, France

⁵. University Hospital, Nice, France

30

16:23 - 16:31

Scapular fractures in reverse shoulder arthroplasty (Grammont style): Prevalence, functional and radiographic results with minimum 5 year-follow-up.

Lionel Neyton, John Erickson, Francesco Ascione, Giulia Bugelli, Enricomaria Lunini, Gilles Walch
Centre Orthopédique Santy, Lyon, France

16:31 - 16:39

Bony increased-offset reverse shoulder arthroplasty (BIO-RSA): 5 To 10 Years Follow-Up

Pascal Boileau¹, Nicolas Morin-Salvo², Marc-Olivier Gauci¹, Grégory Moineau³, Mikaël Chelli¹

¹. Hôpital Pasteur² - IULS, Nice, France

². Clinique Chantecler, Marseille, France

³. Centre Orthopédique Pasteur Lanroze, Brest, France

16:39 - 16:47

Do Hamada grade, age, gender, dominance or ASA grade influence the outcome after reverse total shoulder arthroplasty (RTSA) for unilateral cuff arthropathy?

Joerg Huber¹, Ulrich Irlenbusch², Max Kääh³, Falk Reuther⁴, Thierry Joudet⁵, Georges Kohut⁶

¹. Stadtspital Triemli, Zuerich, Switzerland

². Sportclinic Erfurt, Erfurt, Germany

³. Sportorthopädicum Straubing, Straubing, Germany

⁴. DRK Kliniken Köpenick, Berlin, Germany

⁵. Clinique du Libournais, Libourne, France

⁶. Clinique Générale, Fribourg, Switzerland

16:47 - 16:55

Re-interventions after primary reverse shoulder arthroplasty: More than 10 years' experience from a local shoulder Arthroplasty Registry.

Michael C Glanzmann¹, Laurent Audigé¹, Hans-Kaspar Schwyzer¹, Christoph Kolling²

¹. Schulthess Klinik Zürich, Zurich, Switzerland

². Schulthess Klinik, Zurich, Switzerland

16:55 - 17:03

Is there a benefit to add a L'Episcopo transfer to the reverse shoulder arthroplasty in patients with combined loss of elevation and external rotation (CLEER)?

Mikaël Chelli¹, Jean-François Gonzalez¹, Marc-Olivier Gauci¹, Luc Favard², Gilles Walch³, Pascal Boileau¹

¹. Hôpital Pasteur² - IULS, Nice, France

². Hôpital Trousseau-CHRU de Tours, Tours, France

³. Centre Médical Santy, Lyon, France



GENEVA 2018 · SWITZERLAND · SEPTEMBER 19-22

SCIENTIFIC PROGRAM

FRIDAY, SEPTEMBER 21st

17:03 – 17:11

Comparison of midterm outcomes of reverse total shoulder arthroplasty with and without repair of the subscapularis

Howard Routman¹, Richard Friedman², Joseph Zuckerman³, Thomas Wright⁴, Pierre-Henri Flurin⁵, Chris Roche⁶

¹. Atlantis Orthopedics, Palm Beach Gardens, United States

². Medical University of SC, Charleston, United States

³. NYU Hospital for Joint Diseases, New York, United States

⁴. University of Florida, Gainesville, United States

⁵. Bordeaux-Merignac Clinic, Bordeaux, France

⁶. Exactech, Gainesville, United States

17:11 - 17:19

Acromial fractures following reverse total shoulder arthroplasty – A cohort controlled analysis*

Pascal Schenk, Alexander Aichmair, Silvan Beeler, Lukas Ernstbrunner, Dominik Meyer, Christian Gerber

Balgrist University Hospital, Zürich, Switzerland

17:19 – 17:27

Primary reverse shoulder arthroplasty in patients older than 80 years

Eduard Alentorn-Geli, Andrew T. Assenmacher, Nicholas J. Clark, Brian T. Samuelsen, Robert H. Cofield, John W. Sperling, Joaquin Sanchez-Sotelo

Mayo Clinic, Rochester, United States

17:27 – 17:35

Results of glenoid bone grafting techniques in reverse shoulder arthroplasty.

Andreas Leonidou, George Panagopoulos, Caroline Witney-Lagen, Luis Natera, Juan Bruguera, Giuseppe Sforza, Ehud Atoun, Ofer Levy

The Reading Shoulder Unit, Reading, United Kingdom

17:35 – 17:43

Lateralization and distalization are important determinants of clinical outcomes in reverse shoulder arthroplasty.

A radiological study of the lateralization shoulder angle and distalization shoulder angle.

Achilleas Boutsiadis¹, Patrick J Denard², Johannes Barth³

¹. ⁴O¹ General Military Hospital of Athens, Athens, Greece

². Southern Oregon Orthopedics, 2780 east Barnett Rd, Suite 200Medford OR, USA, Oregon, United States

³. Department of Orthopaedic Surgery, Centre Osteoarticulaire des Cèdres, Grenoble, France, Grenoble, France

SCIENTIFIC SESSION XI

MISCELLANEOUS II

Chair: Francesco Franceschi, Barbara Andrea Wirth

ROOM 2 · 16:15 - 17:45

16:15 - 16:23

P. Acnes incidence in shoulder arthroscopy and correlation with the clinical results

Mehmet Kerem Canbora¹, Mehmet Soyarslan¹, Gulcin Balkose², Ozkan Kose³, Sebahat Aksaray¹

¹. Haydarpasa Numune Education&Research Hospital, Istanbul, Turkey

². Mugla Sitki Kocman University Education&Research Hospital, Mugla, Turkey

³. Antalya Education&Research Hospital, Antalya, Turkey

16:23 - 16:31

Patients lost to follow-up in shoulder arthroplasty. Descriptive analysis and reasons for

Carlos Torrens¹, Joan Miquel², Fernando Santana¹

¹. Hospital del Mar, Barcelona, Spain

². Hospital Igualada, Igualada, Spain

16:31 - 16:39

Virtual orthopaedic clinic for upper limb arthroplasty follow-up in a tertiary referral centre

David Butt, Amanda Denton, Deborah Higgs, Mark Falworth, Addie Majed, Will Rudge

Royal National Orthopaedic Hospital, Stanmore, United Kingdom

16:39 - 16:47

One-stage exchange procedure in the management of infected shoulder prosthesis: A Retrospective study of 22 cases

Laela El Amiri, Maxime Antoni, Jeannot Gaudias, Benjamin

Adamczewski, Jean-François Kempf, Philippe Clavert

Hôpitaux Universitaires de Strasbourg, Illkirch-Graffenstaden, France

16:47 - 16:55

Rotator cuff tendon becomes stiff in frozen shoulder on evaluation of shear wave elastography

Tomoki Wada¹, Yoshiaki Itoigawa¹, Yuichiro Maruyama¹, Kazuo Kaneko²

¹. Juntendo University Urayasu Hospital, Urayasu, Japan

². Juntendo University Hospital, Tokyo, Japan

16:55 - 17:03

What influence does the measurement position have on the force transmission of the subscapularis muscle in healthy subjects?

Milad Farkhondeh Fal, Marius Junker, Jörn Kircher

ATOS Klinik Fleetinsel, Hamburg, Germany



GENEVA 2018 • SWITZERLAND • SEPTEMBER 19-22

SCIENTIFIC PROGRAM

FRIDAY, SEPTEMBER 21st

17:03 - 17:11

Demographic trends, complications, and risk factors for revision shoulder arthroplasty

Natalie Leong, Shelby A Sumner, Anirudh K Gowd, Gregory Nicholson, Anthony A Romeo, Nikhil Verma

Rush University Medical Center, Chicago, United States

17:11 - 17:19

Prognostic factors for the outcome of needle aspiration of calcific deposits for calcific tendinitis of the rotator cuff

Bart Oudelaar, Rianne Huis In 't Veld, Edwin Ooms, Anne Vochteloo

Centre for Orthopaedic Surgery OCON, Hengelo, The Netherlands

17:19 - 17:27

Long-term follow-up of non-operative treatment of atraumatic sternoclavicular dislocation

Robin Moreels, Lieven De Wilde, Alexander Van Tongel

Ghent University, Ghent, Belgium

17:27 - 17:35

Acromion roof in patients with osteoarthritis and rotator cuff tears - Multiplanar analysis with computertomography

Silvan Beeler, Anita Hasler, Jonas Getzmann, Dominik Meyer, Christian Gerber

Universitätsklinik Balgrist, Zürich, Switzerland

17:35 - 17:43

Does the coracoclavicular distance reliably assess vertical instability in acromioclavicular joint injuries? A Comparative study of two measurement methods

Orestis Karargyris, Antonio Arenas-Miquelez, Michael Schär, Johannes Weihs, Lilianna Bolliger, Matthias Zumstein

Inselspital, Bern, Switzerland



GENEVA 2018 · SWITZERLAND · SEPTEMBER 19-22

SCIENTIFIC PROGRAM

SATURDAY, SEPTEMBER 22nd

INSTRUCTIONAL COURSE LECTURE 7

FROM THE GRAMMONT PROSTHESIS TO THE MODERN REVERSE TOTAL SHOULDER ARTHROPLASTY DESIGN: EFFECTS ON CLINICAL AND RADIOGRAPHIC OUTCOMES

Chair: G. Merolla

ROOM 2 · 07:30 - 08:45

Biomechanics of reverse shoulder replacement: has it changed compared to the Grammont design?

Philip Moroder, Germany

Standard stem onlay reverse shoulder replacement

Joaquin Sanchez-Sotelo, USA

The use of 3D planning and BIO-RSA to address glenoid bone loss

Gilles Walch, France

Augmented baseplates in reverse shoulder replacement: clinical and radiographic outcomes compared with standard baseplates

Samuel Antuña, Spain

Standard Grammont design and short-stem onlay reverse arthroplasty

Giuseppe Porcellini, Italy

INSTRUCTIONAL COURSE LECTURE 8

CHRONIC ELBOW DISLOCATIONS: WHAT CAN BE DONE?

Chair: V. Stevanovic

ROOM 4 · 07:30 - 08:45

What to expect in chronic elbow dislocation?

Ivan Micic, Serbia

What can go wrong in treatment for chronic elbow dislocation?

Philipp Heuberger, Austria

What can we expect from reconstructive surgery in chronic elbow dislocation?

Vladan Stevanovic, Serbia

What can we expect from arthroplasty in chronic elbow dislocations?

Marius Scarlet, France

What have we learned: evaluation and treatment protocol?

In Ho Jeon, South Korea

INSTRUCTIONAL COURSE LECTURE 9

NAVIGATION, ROBOTICS AND VIRTUAL REALITY IN SHOULDER SURGERY: THE PRESENT AND THE FUTURE

Chair: O. Verborgt

ROOM 3 · 07:30 - 08:45

Robotic assisted orthopaedic surgery – Past, present and future?

Ferdinando Rodriquez y Baena, UK

Pre-operative 3D planning, PSI and robotics in shoulder arthroplasty: innovation and evidence

Olivier Verborgt, Belgium

The current evidence - A systematic review

Guillaume Villatte, France

PSI - A novel solution?

Roger Emery, UK

Virtual and augmented reality in medicine: new interactive tools for the shoulder surgeon

Caecilia Charbonnie, Switzerland

SCIENTIFIC SESSION XII

ANATOMIC SHOULDER ARTHROPLASTY

Chairs: Antonio Cartucho, Hans Kaspar Schwyzer

ROOM 1 · 09:00 - 10:30

09:00 - 09:08

Is the glenoid vault outer cortex plane a reliable reference for glenoid implant positioning?

Thomas Gregory¹, Lorenzo Merlini¹, Roger Emery², Ulrich Hansen³

¹. Avicenne Teaching Hospital, University Paris ¹³, Bobigny, France

². School of Medicine, Imperial College, London, United Kingdom

³. Department of Mechanical Engineering, Imperial College, London, United Kingdom

09:08 - 09:16

5, 7 And 10 year survivorship analysis following Copeland resurfacing hemiarthroplasty

Nikhil Gokhale, Sherri Curtis, Ganesh Prasad, James Blacknall, Amit

Sharad Chandra Bidwai, Jomy Kurian

Sherwood Forest Hospitals NHS Trust, Sutton-In-Ashfield, United Kingdom

09:16 - 09:24

Stemless shoulder arthroplasty: Impaction vs. screw design - A retrospective cohort study

Arad Alikhah, Jan-Philipp Imiolczyk, Anna Krukenberg, Markus Scheibel
CMSC Charité, Berlin, Germany



GENEVA 2018 • SWITZERLAND • SEPTEMBER 19-22

SCIENTIFIC PROGRAM

SATURDAY, SEPTEMBER 22nd

09:24 - 09:32

Is press-fit short stem concept for shoulder arthroplasty currently valid?

Florence Dauzere, Amélie Faraud, Vadim Azoulay, Nicolas Bonneville, Pierre Mansat

University Hospital, Toulouse, France

09:32 - 09:40

Fatty infiltration and muscle atrophy of the rotator cuff in stemless total shoulder arthroplasty: A prospective cohort study

Arkan Sayed-Noor¹, Bassem T. Elhassar², Bakir Kadum³

^{1.} *Department of Surgical and Perioperative Sciences, Umeå University, Sweden*

^{2.} *Department of Orthopaedics, Rochester, United States*

^{3.} *Department of Clinical and Experimental medicine - Linköping university, Jönköping, Sweden*

09:40 - 09:48

Midterm functional and radiographic outcomes of total shoulder arthroplasty in patients with a B2 glenoid addressed with corrective reaming

Nathan Orvets¹, Michelle Gosselin¹, Brendan Patterson¹, Peter N Chalmers², Dane Salazar³, Jay D Keener¹, Aaron Mark Chamberlain¹

^{1.} *Washington University School of Medicine, St. Louis, Mo, United States*

^{2.} *University of Utah School of Medicine, Salt Lake City, Ut, United States*

^{3.} *Loyola University School of Medicine, Chicago, Il, United States*

09:48 - 09:56

In shoulder arthroplasty there are less glenoid radiolucent lines and humeral osteolysis with a ceramic than a metal humeral head.

Simon Bell, Maxim Christmas, Jennifer Coghlan

Monash University, Melbourne Shoulder and Elbow Centre, Brighton, Australia

09:56 - 10:04

Comparison of ATSA outcomes with keeled and pegged glenoids of equivalent radial mismatch with five years minimum followup

Richard Friedman¹, Howard Routman², Thomas Wright³, Joseph Zuckerman⁴, Pierre-Henri Flurin⁵, Chris Roche⁶

^{1.} *Medical University of SC, Charleston, United States*

^{2.} *Atlantis Orthopedics, Palm Beach Gardens, United States*

^{3.} *University of Florida, Gainesville, United States*

^{4.} *NYU Hospital for Joint Diseases, New York, United States*

^{5.} *Bordeaux-Merignac Clinic, Bordeaux, France*

^{6.} *Exactech, Gainesville, United States*

10:04 - 10:12

Wear in a metal-back glenoid with a vitamin E HXPE liner reaches half the wear of an all-PE glenoid

Philippe Favre¹, Paul Thistlethwaite¹, Carina Hafner¹, Jess G Snedeker², Fabian Amstad¹

^{1.} *Zimmer Biomet, Winterthur, Switzerland*

^{2.} *University Hospital Balgrist and ETHZ, Zürich, Switzerland Basic Science*

10:12 - 10:20

Laminar flow systems during total shoulder arthroplasty: filtering money from the OR?

Daniel E Davis, Benjamin Zmistowski, Joseph A Abboud, Surena Namdari

The Rothman Institute at Thomas Jefferson University, Philadelphia, United States

10:20 - 10:28

Validation of a novel patient specific guide-based technique for minimally invasive total shoulder arthroplasty

Joshua W Giles¹, Cyrus Broden², Christine Tempelaere², Roger J Emery², Ferdinando Rodriguez Y Baena²

^{1.} *University of Victoria, Victoria, Canada*

^{2.} *Imperial College London, London, United Kingdom*

YOUNG FORUM SESSION

FIRST SHOULDER DISLOCATION: A MULTICENTER STUDY BY THE SECEC YOUNG FORUM

ROOM 2 • 09:00 - 10:30

Moderators: Markus Scheibel, Joanna Walecka, Mehmet Demirhan

09:00 - 09:10

How to do a MCS

To be confirmed

09:10 - 09:15

Etiologies, epidemiology

Jeppe Vejilgaard Rasmussen, Copenhagen (Denmark)

09:15 - 09:20

Examination & diagnosis

Sebastian Lappen, Hamburg (Germany)

09:20 - 09:25

Scores

Laurent Willemont, Antwerp (Belgium)

09:25 - 09:30

Conservative therapy

Anna Krukenberg, Berlin/Hamburg (Germany)



GENEVA 2018 · SWITZERLAND · SEPTEMBER 19-22

SCIENTIFIC PROGRAM

SATURDAY, SEPTEMBER 22nd

09:30 - 09:35

Operative therapy

Marvin Minkus, Berlin (Germany)

09:35 - 09:45

Study protocol

Michael Künzler, Bern (Switzerland)

09:45 - 10:00

Discussion

AWARD SESSION

ROOM 1 · 11:00 - 11:50

Chairman: Emilio Calvo

11:00 - 11:04

Introduction of the Asian fellows

Philippe Collin

11:04 - 11:08

Introduction of the traveling fellows

Philippe Collin

11:08 - 11:13

Travel report 2017 Europe/Japan travelling fellows

S. Cerciello, A. Gereli

11:13 - 11:23

Best Poster Prize

Chairman: Philippe Collin

Effects of re-tear in patients with large or massive cuff tears treated by arthroscopic repair

Koji Tanaka, Masafumi Gotoh, Masafumi Inoue, Hisao Shimokobe, Yasuhiro Mitsui, Hirokazu Honda, Hidehiro Nakamura, Hiroki Ohzono, Ryo Tanesue, Yosuke Nakamura, Takahiro Okawa, Naoto Shiba Japan

The effect of anxiety and depression measured by HADS (Hospital Anxiety and Depression Scale) on early pain and range of motion after rotator cuff repair

Hyoung Suk Kim, Tae Hun Kim, Joo Hyun Park, Sung Min Rhee, Joo Han Oh South Korea

Posteromedial rotatory incongruity of the elbow:

A computational kinematics study

Gokhan Karademir, Daniel Bachman, Antonis Stylianou, Akin Cil United States

Comparison of clinical outcomes with reverse total shoulder arthroplasty in patients with and without scapular notching

Howard Routman, Richard Friedman, Joseph Zuckerman, Thomas Wright, Pierre-Henri Flurin, Chris Roche United States

Prognostic factors affecting clinical outcomes after arthroscopic rotator cuff repair: Importance of functional recovery by 3 months after surgery

Yosuke Nakamura, Masafumi Gotoh, Yasuhiro Mitsui, Hidehiro Nakamura, Hirokazu Honda, Hiroki Ohzono, Hisao Shimokobe, Ryo Tanesue, Koji Tanaka, Takahiro Okawa, Naoto Shiba Japan

11:23 - 11:27

Video Prize: Announce of the winner

Chairman: Philippe Collin

11:27 - 11:31

Best Paper Prize: Announce of the winner

Chairman: Nicole Pouliart

11:31 - 11:35

Grammont Award: Announce of the winner

Chairman: Nicole Pouliart

11:35 - 11:40

Research grant: Announce of the winner

Chairman: Nicole Pouliart

11:40 - 11:45

National Societies' Best Paper Prize

Chairman: Alexandre Laedermann

INVITED SOCIETIES SESSION

ROOM 1 · 12:00 - 12:50

SCIENTIFIC SESSION XIII

REVERSE SHOULDER ARTHROPLASTY II

Chairs: Philippe Valenti, Gabor Puskas

ROOM 1 · 13:40 - 15:10

13:40 - 13:48

Cuff-tear arthropathy: An historical review of 19th Century sources

Stig Brorson

Dept. of Orthopaedic Surgery, Zealand University Hospital, Køge, Denmark

13:48 - 13:56

Are the clinical outcomes of the reverse total shoulder arthroplasty with an Episcopo procedure is maintained over the long term?

Philippe Valenti Valenti, Leila Zanjani Zanjani, Jean David Werthel Werthel

Paris Shoulder Unit Clinique Bizet, Paris, France



GENEVA 2018 • SWITZERLAND • SEPTEMBER 19-22

SCIENTIFIC PROGRAM

SATURDAY, SEPTEMBER 22nd

13:56 - 14:04

Reverse shoulder arthroplasty in patients with Os Acromiale: A matched case-control study

Guilherme Carpeggiani, Sandro Hodel, Sabrina Catanzaro, Sabine Wyss, Tobias Götschi, Dominik Meyer, Christian Gerber, Karl Wieser
Uniklinik Balgrist, Zurich, Switzerland

14:04 - 14:12

Scapular notching is the main cause of late glenoid loosening: longitudinal follow-up of a cohort of 91 reverse total shoulder prostheses

Luc Favard, Clement Spiry, Guillaume Bacle
University of Tours, Tours, France

14:12 - 14:20

Individualizing humeral retroversion and subscapularis repair in reverse total shoulder arthroplasty: Do they affect the clinical outcomes?

Tae Hun Kim, Joo Hyun Park, Sung Min Rhee, Joo Han Oh
Seoul National University Bundang Hospital, Seoul National University
College of Medicine, Seongnam-Si, South Korea

14:20 - 14:28

Difficulty in activities of daily living associated with internal rotation after reverse total shoulder arthroplasty

*Jung Youn Kim¹, Yong Gurl Rhee², Ho Yeon Jeong², Kyung Han Ro²,
Myung Seo Kim², Jong Dae Kim², Joo Han Oh³, Sung-Min Rhee³, Jae
Chul Yoo⁴, Seung Yeop Lee⁴*

¹.Department of Orthopaedic Surgery, Kangnam Sacred Heart Hospital,
Hallym University College of Medicine, Seoul, South Korea

².Shoulder & Elbow Clinic, Department of Orthopaedic Surgery, College
of Medicine, Kyung Hee University, Seoul, South Korea

³.Department of Orthopaedic Surgery, Seoul National University College
of Medicine, Seoul National University Bundang Hospital, Seongnam,
South Korea

⁴.Department of Orthopaedic Surgery, Sungkyunkwan University College
of Medicine, Samsung Medical Center, Seoul, South Korea

14:28 - 14:36

Revision reverse shoulder arthroplasty for a failed primary reverse prosthesis

*Eric Wagner, Mario Hevesi, Matthew T. Houdek, Robert H. Cofield, John
W. Sperling, Joaquin Sanchez-Sotelo*
Mayo Clinic, Rochester, United States

14:36 - 14:44

Quantitative in vivo assessment of bone allograft viability using 18F Fluoride PET/CT after glenoid augmentation in reverse shoulder arthroplasty

Reinhold Ortmaier¹, Mohsen Beheshti²

¹. Department of Orthopedic Surgery, Ordensklinikum Barmherzige
Schwestern Linz, Linz, Austria

². Barmherzige Schwestern Linz, Linz, Austria

14:44 - 14:52

Outcomes of uncemented reverse shoulder arthroplasty for proximal humerus fractures compared to cemented stems

*Bradley Schoch¹, William Aibinder², Jordan Walters³, John Sperling⁴,
Thomas Throckmorton³, Joaquin Sanchez-Sotelo⁴, Thomas Duquin⁵*

¹. University of Florida, Gainesville, United States

². Mayo Clinic, Rochester, United States

³. Campbell Clinic, Memphis, United States

⁴. Mayo, Rochester, United States

⁵. University of Buffalo, Buffalo, United States

14:52 - 15:00

Results of reverse shoulder arthroplasty in revision cases after failed operative treatment of proximal humerus fractures: Does The Initial Treatment Influence The Outcome After Revision Arthroplasty?

Malte Holschen, Kai-Axel Witt, Jörn Steinbeck
OPPK, Münster, Germany

15:00 - 15:08

How to estimate what will be the internal rotation 6 months after the implantation of a reverse prosthesis?

Luc Favard, Morgane Rol, Charles Agout, Julien Berhouet
University of Tours, Tours, France

SCIENTIFIC SESSION XIV

NEW TECHNIQUES, TIPS & TRICKS

Chairs: Kerem Bilsel, Gregory Cunningham

ROOM 1 • 15:15 - 16:15

15:15 - 15:23

Comparison of clinical and radiographic outcomes: Vertical simple stitch versus modified Mason-Allen stitch in arthroscopic Bankart repairs - Prospective, randomized, controlled study- running title: modified m-a stitch in bankart repair

*Jin-Young Park¹, Seok-Won Chung², Jae-Hyung Lee¹, Kyung-Soo Oh²,
Jong-Soo Lee¹*

¹. Neon Orthopaedic Clinic, Seoul, South Korea

². Konkuk University School of Medicine, Seoul, South Korea



GENEVA 2018 • SWITZERLAND • SEPTEMBER 19-22

SCIENTIFIC PROGRAM

SATURDAY, SEPTEMBER 22nd

15:23 - 15:31

Endoscopic Long Thoracic Nerve release for scapular winging*Christopher Chuinard¹, Shota Hoshika²*¹. Great Lakes Orthopaedic Center, Traverse City, United States². Funabashi Orthopaedic Hospital, Funabashi, Japan

15:31 - 15:39

Labral repair augmentation by labroplasty and simultaneous transsubscapular transposition of long head of biceps.*Oleg Nikolaevich Milenin**NMHC, Moscow, Russia*

15:39 - 15:47

Arthroscopic anchored vs. anchorless transosseous rotator cuff repair: 2-year clinical outcomes*Uma Srikumaran¹, Brendan Y Shi², Casey Hannan¹, Steve A Peterson¹, Edward G McFarland¹*¹. Johns Hopkins Hospital Department of Orthopaedic Surgery, Baltimore, United States². Johns Hopkins University School of Medicine, Baltimore, United States

15:47 - 15:55

Optimum tension of bridging suture in trans-osseous equivalent rotator cuff repair - A clinical prospective randomized comparative study*Ji Soon Park¹, Joo Hyun Park², Sung Min Rhee², Tae Hun Kim², Joo Han Oh²*¹. Sheikh Khalifa Specialty Hospital, Ras Al Khaimah, United Arab Emirates². Seoul National University Bundang Hospital, Seoul National University College of Medicine, Seongnam-Si, South Korea

15:55 - 16:03

Arthroscopic treatment of anterior shoulder instability using extracapsular stabilization technique, 2-9 years follow-Up*Roman Brzoska, Hubert Laprus, Adrian Blasiak, Wojciech Solecki*
St Luke's Hospital, Bielsko-Biala, Poland

16:03 - 16:11

Chronic sternoclavicular instability: Technique and results of corrective clavicular osteotomy*Stefanie Hirsiger, Anita Hasler, Philipp Fürnstahl, Christian Gerber*
University Hospital Balgrist, Zürich, Switzerland



GENEVA 2018 • SWITZERLAND • SEPTEMBER 19-22

INVITED KEYNOTE SPEAKERS



SECEC 2018 GUEST LECTURE

Ijad Madisch, CEO at Researchgate, Berlin, Germany
ResearchGate - a crazy idea becomes a disruptive technology

THURSDAY, SEPTEMBER 20
12:15h - 12:45h > ROOM 1



SECEC PRESIDENTIAL GUEST LECTURE

George Athwal, St. Joseph's Health Care, London, Ontario, Canada
The ABC's of Shoulder Arthritis

FRIDAY, SEPTEMBER 21
12:00h - 12:30h > ROOM 1



GENEVA 2018 • SWITZERLAND • SEPTEMBER 19-22

EUSSER SYMPOSIUM - SHOULDER AND ELBOW REHABILITATION FOCUS ON DEGENERATIVE PROBLEMS ACROSS DIFFERENT LIFESPANS

FRIDAY, SEPTEMBER 21ST



WELCOME SPEECH

ROOM 4 · 14:15 - 14:20

Suzanne Gard – EUSSER President
Roger Emery – SECEC Congress President

SCIENTIFIC PAPERS SESSION

ROOM 4 · 16:15 - 17:45

KEYNOTE SPEAKER

ROOM 4 · 17:45 - 17:45

Implementing EBP in shoulder pain: The case for a pan-European clinical practice guideline

Karen McCreesh

KEYNOTE SESSION

ROOM 4 · 14.20 - 15:45

14.20-14:40 h

The science of degeneration/What is degeneration?

Ben Dean

14.40-14.55 h

Non operative management and operative joint preservation techniques of the degenerative shoulder

Ali Noorani

14.55-15.10 h

Non-operative treatment of the degenerative shoulder - physiotherapy perspective

Andrew Cuff

15.10-15.25 h

Surgical options for degenerative shoulder (e.g. joint replacements, fusions)

Gregory Cunningham

15:25-15.40 h

Physiotherapy following surgical treatment

Bruno Santullo

15:40-15.45 h

Panel discussion

COFFEE BREAK

15:45 - 16:15





GENEVA 2018 • SWITZERLAND • SEPTEMBER 19-22

EUSSER SYMPOSIUM - SHOULDER AND ELBOW REHABILITATION FOCUS ON DEGENERATIVE PROBLEMS ACROSS DIFFERENT LIFESPANS



SATURDAY, SEPTEMBER 22nd

EARLY SESSION SPONSORED

ROOM 3 08:00-08:50

DYCARE: Dynamic Care Solutions

KEYNOTE SESSION

ROOM 4 · 09:00 - 09:20

Pathologies of the elbow

Yasmine Karel

SCIENTIFIC PAPERS SESSION

ROOM 4 · 09:30 - 10:30

COFFEE BREAK

10:30 - 11:00



KEYNOTE SESSION · THE ELBOW

ROOM 4 · 11:00 - 12:00

11.00-12:00 h

Lateral epicondylalgia (AKA tennis elbow) - what do we know so far?

Leanne Bisset

12.00-12:20 h

Surgical options for degenerative elbow joint

Carl Ekholm

12.20-12:40 h

Rehabilitation following elbow joint arthroplasty

Val Jones

12.40-12:50 h

Panel discussion

LUNCH

12:50 - 13:50



AGM

ROOM 4 · 14:00 - 15:00

EUSSER general assembly
(all welcome, only members votes count)



HANDS ON WORKSHOPS

ROOMS 3-4-15-16-18 · 15:00 - 17:30

15.00-17.30

The SC joint +/- AC joint

Ian Horsley

Mobilisation techniques for the shoulder

Andrew Cuff

Mobilisation techniques for the elbow

Jelle Heisen

Rehabilitation for non-operable shoulders

Ingrid Hultenheim

Rehabilitation of lateral epicondylalgia

Leanne Bisset



GENEVA 2018 • SWITZERLAND • SEPTEMBER 19-22

LUNCH WORKSHOPS (INDUSTRY SPONSORED)

THURSDAY, SEPTEMBER 20th

12.55-14.25 h

ROOM 2



ROOM 3



ROOM 4



ROOM 5



ROOM 6



ROOM 15



ROOM 18



FRIDAY, SEPTEMBER 21st

12.40-14.10 h

ROOM 3



ROOM 4



ROOM 5



ROOM 6



ROOM 15



ROOM 18





GENEVA 2018 • SWITZERLAND • SEPTEMBER 19-22

LUNCH WORKSHOPS (INDUSTRY SPONSORED)

THURSDAY, SEPTEMBER 20th

12.55-14.25 h

ROOM 2



REVERSE SHOULDER ARTHROPLASTY: CLINICAL INSIGHTS FROM THE EXPERTS

Moderator

Alessandro Castagna, MD, Italy

Reversing bearing surfacing in RSA: does it work?

Alessandro Castagna (Italy)

Complex glenoid reconstruction in RSA with bone grafting technique

Giuseppe Porcellini (Italy)

Stemless RSA: is it a reliable choice for primary?

Claudio Rosso (Switzerland)

ProMade: achieving clinical excellence in challenging situation

Ian Trail (United Kingdom)

ROOM 3



LATEST CLINICAL OUTCOMES IN SHOULDER ARTHROPLASTY WITH A CONVERTIBLE SYSTEM

Moderator

Alessandro Castagna, MD, Italy **Is there still a place for anatomic in shoulder arthroplasty?**

Patric Raiss (Germany)

Short Stems: info, intox, review on the latest results and experience sharing

Philippe Collin (France)

ROOM 4



CUFF BIOLOGICS AND REGENERATION

Cuff regeneration with regenten

Desmond Bokor (Australia)

Ultracontact techniques

Emilio Calvo (Spain)

Cuff healing with healicoil and regenesorb

M. Iban (Spain)

Discussion

ROOM 5



MASSIVE ROTATOR CUFF TEARS – INTERACTIVE CASE PRESENTATION

Moderator

Laurent Lafosse (France)

Faculty

Jens Agneskirchner (Germany)

Giuseppe Porcellini (Italy)

Paolo Paladini (Italy)

GENEVA 2018 • SWITZERLAND • SEPTEMBER 19-22

LUNCH WORKSHOPS (INDUSTRY SPONSORED)

THURSDAY, SEPTEMBER 20th

12.55-14.25 h

ROOM 6



THE DIFFICULT PROXIMAL HUMERUS FRACTURE: OPERATIVE TREATMENT OPTIONS

Welcome

Zimmer Biomet Institute

The results of a novel plate concept for proximal humerus fractures

Anders Ekelund (Sweden)

4-part fractures in the elderly: what do we do

Christian Gerber (Switzerland)

Questions & Answers

All

Close

All

ROOM 15



PROXIMAL HUMERUS FRACTURE – THE ISSUE OF MEDIAL SUPPORT

Faculty

Chlodwik Kirchhoff, Germany

ROOM 18



10 YEARS OF CLINICAL EXPERIENCE AFFINIS INVERSE

Design and philosophy of Affinis Inverse

Georges Kohut, MD – Fribourg, Switzerland

Design and philosophy of Affinis Inverse

Georges Kohut, MD – Fribourg, Switzerland

Max Kääh, MD – Straubing, Germany

Clinical results of Affinis Inverse

Max Kääh, MD – Straubing, Germany

Clinical results of Affinis Fracture Inverse

Falk Reuther, MD – Berlin, Germany

REPP's for RTSA (Affinis Inverse) – which factors influence the outcome?

Jörg Huber, MD – Zürich, Switzerland



GENEVA 2018 • SWITZERLAND • SEPTEMBER 19-22

LUNCH WORKSHOPS (INDUSTRY SPONSORED)

FRIDAY, SEPTEMBER 21st

12.40-14.10 h

ROOM 3



3D PREOPERATIVE SOFTWARE - BLUEPRINT™: LEAD THE FUTURE OF SURGERY

Faculty

George Athwal (Canada)

ROOM 4



SECEC LUNCH WORKSHOP: BONE LOSS

Moderator

Jens Agneskirchner (Germany)

Why arthroscopic Latarjet

Pascal Boileau (France)

Why bone block

Ettore Taverna (Italy)

Why bankart and remplissage

Andrew Wallace (United Kingdom)

Discussion

ROOM 5



MEDACTA SHOULDER SYSTEM

Medacta Shoulder System Design Rationale

Ralph Hertel (Switzerland)

Preliminary clinical experience:

Moderators

Bernhard Jost (Switzerland)

St. Gallen (Switzerland)

Faculty's cases presentations

Dr. Wade Harper (Sydney - Australia)

Prof. Peter Müller (Munich - Germany)

Prof. Matthew Saltzman (Chicago, IL - USA)

Dr. Anup Shah (Houston, TX - USA)

Prof. Matthias Zumstein (Bern - Switzerland)

Conclusions

ROOM 6



ARTHROSCOPIC TREATMENT OF SHOULDER INJURIES – ROTATOR CUFF REPAIR AND BICEPS INJURIES

Moderator

Alessandro Castagna (Italy)

Faculty

Raúl Barco (Spain)

Paolo Paladini (Italy)

Hannan Mullett (Ireland)

28

SECEC-ESSSE CONGRESS

EUROPEAN SOCIETY FOR SURGERY OF THE SHOULDER AND THE ELBOW



GENEVA 2018 • SWITZERLAND • SEPTEMBER 19-22

LUNCH WORKSHOPS (INDUSTRY SPONSORED)

FRIDAY, SEPTEMBER 21st

12.40-14.10 h

ROOM 15



MANAGEMENT OF DISPLACED MEDIAL CLAVICLE FRACTURES

Faculty

Graham Tytherleigh-Strong (United Kingdom)

ROOM 18



PATIENT SPECIFIC PLANNING TOOLS FOR SHOULDER ARTHROPLASTY / INNOVATION IN REVERSE ARTHROPLASTY FOR FRACTURES

Moderators

Anders Ekelund (Sweden)

Carlos Torrens (Spain)

Reverse shoulder arthroplasty with dedicated fracture implants

Carlos Torrens (Spain)

Patient specific instruments and pre-op planning for shoulder arthroplasty

Anders Ekelund (Sweden)